





OPEN

# Author Correction: Laser-wakefield accelerators for high-resolution X-ray imaging of complex microstructures

Published online: 10 January 2020

A. E. Hussein , N. Senabulya, Y. Ma , M. J. V. Streeter, B. Kettle, S. J. D. Dann, F. Albert, N. Bourgeois, S. Cipiccia, J. M. Cole , O. Finlay, E. Gerstmayr , I. Gallardo González , A. Higginbotham, D. A. Jaroszynski, K. Falk, K. Krushelnick, N. Lemos, N. C. Lopes, C. Lumsdon, O. Lundh, S. P. D. Mangles , Z. Najmudin , P. P. Rajeev , C. M. Schlepütz , M. Shahzad, M. Smid, R. Spesyvtsev, D. R. Symes, G. Vieux , L. Willingale, J. C. Wood , A. J. Shahani & A. G. R. Thomas

Correction to: *Scientific Reports* <https://doi.org/10.1038/s41598-019-39845-4>, published online 01 March 2019

In the original version of this Article, K. Falk and M. Smid were incorrectly affiliated with ‘ELI Beamline, Institute of Physics of the ASCR, Na Slovance 2, Prague, 182 21, Czech Republic’. The correct affiliations are listed below.

K. Falk:

Helmholtz-Zentrum Dresden-Rossendorf, Bautzner Landstraße 400, 01328 Dresden, Germany.

Technische Universität Dresden, 01062, Dresden, Germany.

Institute of Physics of the ASCR, 182 21 Prague, Czech Republic.

M. Smid:

Helmholtz-Zentrum Dresden-Rossendorf, Bautzner Landstraße 400, 01328 Dresden, Germany.

ELI Beamlines, Institute of Physics of the ASCR, 182 21 Prague, Czech Republic.

These errors have now been corrected in the PDF and HTML versions of the Article.



**Open Access** This article is licensed under a Creative Commons Attribution 4.0 International License, which permits use, sharing, adaptation, distribution and reproduction in any medium or format, as long as you give appropriate credit to the original author(s) and the source, provide a link to the Creative Commons license, and indicate if changes were made. The images or other third party material in this article are included in the article’s Creative Commons license, unless indicated otherwise in a credit line to the material. If material is not included in the article’s Creative Commons license and your intended use is not permitted by statutory regulation or exceeds the permitted use, you will need to obtain permission directly from the copyright holder. To view a copy of this license, visit <http://creativecommons.org/licenses/by/4.0/>.

© The Author(s) 2020