

## Article

# Impact of Communication System Characteristics on Electric Vehicle Grid Integration: A Large-Scale Practical Assessment of the UK's Cellular Network for the Internet of Energy <sup>†</sup>

Mehdi Zeinali <sup>1,\*</sup>, Nuh Erdogan <sup>1</sup>, Islam Safak Bayram <sup>2</sup> and John S. Thompson <sup>3</sup>

<sup>1</sup> Department of Engineering, Nottingham Trent University, Nottingham NG11 8NS, UK; nuh.erdogan@ntu.ac.uk

<sup>2</sup> Department of Electronic and Electrical Engineering, University of Strathclyde, Glasgow G1 1XW, UK; safak.bayram@strath.ac.uk

<sup>3</sup> Institute for Digital Communications, Alexander Graham Bell Building, School of Engineering and Electronics, Kings Buildings, Mayfield Road, Edinburgh EH9 3JL, UK; j.s.thompson@ed.ac.uk

\* Correspondence: mehdi.zeinali@ntu.ac.uk

<sup>†</sup> This paper is an extended version of our paper published in Zeinali, M.; Safak Bayram, I.; Thompson, J. Performance Assessment of UK's Cellular Network for Vehicle to Grid Energy Trading: Opportunities for 5G and Beyond. In Proceedings of the 2020 IEEE International Conference on Communications Workshops (ICC Workshops), Dublin, Ireland, 7–11 June 2020.

**Abstract:** The ever-increasing number of plug-in electric vehicles (PEVs) requires appropriate electric vehicle grid integration (EVGI) for charging coordination to maintain grid stability and enhance PEV user convenience. As such, the widespread adoption of electric mobility can be successful. EVGI is facilitated through charging stations and empowers PEV users to manage their charging demand by using smart charging solutions. This makes PEV grids assets that provide flexibility to the power grid. The Internet of Things (IoT) feature can make smooth EVGI possible through a supporting communication infrastructure. In this regard, the selection of an appropriate communication protocol is essential for the successful implementation of EVGI. This study assesses the efficacy of the UK's 4G network with TCP and 4G UDP protocols for potential EVGI operations. For this, an EVGI emulation test bed is developed, featuring three charging parking lots with the capacity to accommodate up to 64 PEVs. The network's performance is assessed in terms of data packet loss (e.g., the data-exchange capability between EVGI entities) and latency metrics. The findings reveal that while 4G TCP often outperforms 4G UDP, both achieve latencies of less than 1 s with confidence intervals of 90% or greater for single PEV cases. However, it is observed that the high penetration of PEVs introduces a pronounced latency due to queuing delays in the network including routers and the base station servers, highlighting the challenges associated with maintaining efficient EVGI coordination, which in turn affects the efficient use of grid assets.

**Keywords:** communication protocol; LPWAN; plug-in electric vehicles; smart grid; TCP; UDP; wireless network; 4G



**Citation:** Zeinali, M.; Erdogan, N.; Bayram, I.S.; Thompson, J.S. Impact of Communication System Characteristics on Electric Vehicle Grid Integration: A Large-Scale Practical Assessment of the UK's Cellular Network for the Internet of Energy. *Electricity* **2023**, *4*, 309–319. <https://doi.org/10.3390/electricity4040018>

Academic Editors: Tek-Tjing Lie and Guojie Li

Received: 14 September 2023

Revised: 28 October 2023

Accepted: 31 October 2023

Published: 3 November 2023



**Copyright:** © 2023 by the authors. Licensee MDPI, Basel, Switzerland. This article is an open access article distributed under the terms and conditions of the Creative Commons Attribution (CC BY) license (<https://creativecommons.org/licenses/by/4.0/>).

## 1. Introduction

Electric mobility is accelerating worldwide, particularly in major developed countries, with the momentum expected to continue thanks to many factors, including plug-in electric vehicle (PEV) market trends; PEV user preference and awareness; and policy efforts such as zero-emission vehicle mandates, taxation, and purchase incentives [1]. Based on charging power and energy requirements, this will impact the power systems, and it is expected to put strain on the grids from which PEVs are charging [2]. Since reinforcing the grid incurs significant costs and typically takes years, the need to manage the ever-increasing charging demand is essential to mitigate the grid impacts [3,4]. Charging management can be performed either unidirectionally through the implementation of smart charging

algorithms or bidirectionally, also known as vehicle-to-grid (V2G), to ensure cost-effective charging and the efficient utilization of the grid assets [5]. It is also shown that charging management can help individuals use and integrate renewable generation [6]. To achieve seamless charging management, coordination is required among different entities in a PEV-charging ecosystem. To facilitate charging management, communication links, therefore, need to be established among the entities.

Depending on the framework, an electric vehicle grid integration (EVGI) ecosystem may include entities such as PEVs; electric vehicle supply equipment (EVSE); and third-party operators, i.e., one or a combination of charging station operators, aggregators, energy suppliers, and grid operators [7]. Communication protocols are a set of rules and principles that allow the entities to communicate and exchange data in real time. In the charging-coordination context, the data may include the PEV ID, charging power levels, charging schedule, real-time pricing, and so on [8]. The communication protocols are divided into front-end and back-end protocols. The front-end protocols like IEC61851 and ISO/IEC15118 refer to the link between a PEV and EVSE, whereas the back-end protocols such as the Open Charge Point Protocol (OCPP) include communication links between EVSE and the third-party operators [7]. Compatibility is highlighted as one of the most important factors affecting the choice of the protocols for EVGI [9]. Therefore, interoperable PEV roaming protocols like those in mobile telecommunication are proposed as a solution for smart charging in [10,11].

In addition to interoperability, reliability and latency are other vital considerations to facilitate efficient and reliable EVGI [12,13]. Downtimes or failures could lead to charging disruptions. For this, the packet loss rate and throughput metrics are used to measure reliability [14]. In [14], a V2G communication architecture with several hierarchical aggregators is simulated, in which PEVs communicate with their charging station aggregators via Wi-Fi links and a fiber-optic-based Ethernet link is used to connect the hierarchical aggregators and the grid operator. It is shown that the packet delivery ratio decreases from 84% to 72% for a packet error probability of 0.0001 as the number of PEVs increases from 36 to 108. The throughput further reduces from 206 kbps to 128 kbps for 36 EVs as the packet error probability increases. The average delay varies between 2 s and 5 min for the proposed V2G system. However, low-latency communication is essential for EVGI to minimize delays in charging coordination and maintain grid stability. For example, the Enhanced Frequency Control Capability scheme in the UK requires a response time of 500 ms to dispatch a fast-frequency response [15]. Inala et al. in [16] simulate the impact of bit errors due to packet losses on the node voltage for the proposed V2G framework in [14]. It is shown that V2G can be well performed at lower bit error probabilities, less than  $10^{-7}$ . The proposed fuzzy logic controller can help mitigate voltage deviations due to packet losses between the charging station controller and the grid. Quinn et al. [17] compare the reliability and availability of PEVs as ancillary service providers with and without the presence of aggregators. An optimal bidding strategy in California's ancillary services market for a group of 30 PEVs is presented in an actual implementation in [18]. Coordinated bidding is further studied in [19,20]. However, these studies assume a perfect communication system. A mixed power line and 4G communication network are considered for EVGI in [21]. The impact of jitter delays on ancillary services is quantified by using network simulator-3. In [22], the authors investigated the effects of wireless communication delays on the sensitivity of load-frequency control services. While there is much theoretical work and simulation-based analysis on the proposed communication architectures for EVGI, their practical validation through real-world experimentation still needs to be explored. Experimental testing is essential for validating the performance and reliability of the proposed framework in practical V2G implementations.

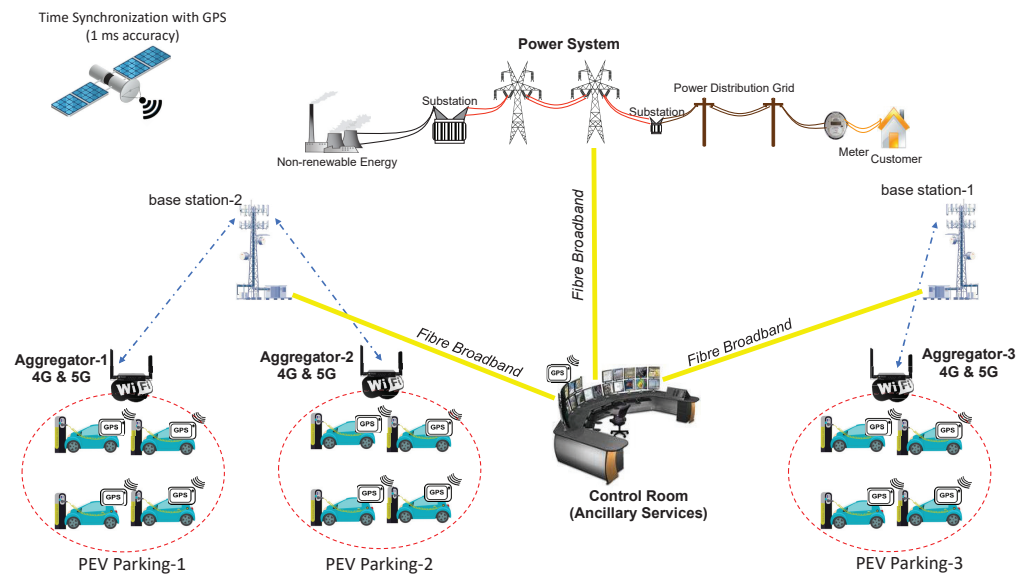
Emerging communication technologies used on the Internet of Things (IoT) for several public EVGI implementations are reported in [23,24]. These technologies comprise the third and fourth generations of cellular communication (3G and 4G), ADSL, fiber, as well as short-range Wi-Fi communication, enabling the connections of many PEV devices to the major internet connection point. These technologies are examined in the OFCOM report [25], revealing achievable latencies of approximately 12–13 ms and 19–22 ms for fiber and ADSL connections, respectively. An average latency value of 35 ms for 4G and an average one-way latency of 45 ms for 3G are reported in [26]. However, these latency measurements are based on short “ping” packets rather than real data packets of varying sizes, which can be more representative of actual EVGI applications and implementations.

In our preliminary work [27], we developed a V2G test bed for a charging station to test the performance of the proposed communication infrastructure. The communication infrastructure included a Wi-Fi link within the charging station between PEVs and an EVSE, a 4G cellular network between the EVSE and the base station, and fiber optic internet between the base station and grid’s control room. The performance was assessed in terms of latency and packet losses, along with the signal strength for a single PEV user over the course of one week. Expanding upon the prior assessment, this study includes multiple PEV users across various locations, particularly within city charging parking lots. This extension is carried out to conduct a comprehensive study of UDP and TCP internet protocols for EVGI applications over a one-month period using 4G technology. Furthermore, the practical implementation is compared with a statistical model. This comparison utilizes higher-order statistical techniques to estimate the latency in a multi-PEV-users scenario, using data from just one sensor node, and assesses the accuracy of these estimates relative to the practical implementation. The remainder of this paper is organized as follows: Section 2 describes the proposed EVGI framework and the established EVGI emulation test bed. The experimental results are presented in Section 3. A discussion on the practicability of EVGI operations using the UK’s 4G network is made in Section 4. Section 5 provides concluding remarks.

## 2. System Modeling

### 2.1. Proposed EVGI Framework

Figure 1 presents the proposed EVGI framework. The EVGI ecosystem studied includes three parking lots with multiple EVSEs from which PEVs are charging. The proposed communication framework includes a Wi-Fi communication link within each charging station and 4G or 5G communication between charging stations and their corresponding aggregators. The aggregators first establish a connection to the grid operator by using the 4G network. This connection starts via the Wi-Fi link from the charging parking area and extends to the closest base station. Following that, the connection from the base station to the market operator is maintained through high-speed fiber, enabling message transmission. It is worth mentioning that as the V2G technology becomes increasingly prevalent, a more complex hierarchy may evolve between the EVGI entities. For example, a subaggregator could manage EVGI sessions at individual parking lots, while multiple lots might be overseen by the main aggregator. This scenario is examined and analyzed in this work.



**Figure 1.** The proposed EVGI framework.

## 2.2. Test Bed Setup and Hardware Description

To emulate the EVGI, we utilized a Dell Vostro 1720 laptop computer running a Python-based server program. This server program facilitated message exchange with a client or aggregator. In order to simulate the actions of PEVs and the time required for information exchange between PEVs and the market operator, we developed a client program on a Raspberry Pi 4B emulator. To ensure secure communication, both the client and server utilized a VPN program.

During the initial testing phase, we encountered connectivity issues between the server and client due to changes in IP addresses by internet service providers. While obtaining static IP addresses was a possible solution, it proved to be expensive. Instead, we implemented dynamic domain name systems (DDNS), which automatically monitored and updated the IP address of the server on the client side whenever changes occurred. However, for actual power grid applications, static IP addresses would provide greater communication link reliability.

It is important to note that the server sends messages, such as Automatic Generation Control (AGC), to PEV users based on market conditions. Ancillary services, as described in [28], involve various control signals. For example, signals like “Regulation-up” or “Regulation-down” require immediate power output changes, while “Regulation-up/down” signals necessitate actions within 2–4 s. To simulate different scenarios, we varied the message lengths from 1 KB to 10 KB. It is worth mentioning that in most smart grid applications, such as wide-area monitoring systems, demand response, or EVGI use cases, unplanned events occur randomly, representing isolated packet transmission scenarios. To emulate this, we spaced the packets by 60 s. Additionally, to conserve energy, 4G modems typically remain in sleep mode when not actively transmitting. By spacing the packets as mentioned, we can measure the time it takes for a 4G modem to transition from sleep mode to active mode.

In real-world applications, the type of response may vary depending on the network settings. As discussed earlier, the TCP protocol offers high reliability, while UDP is faster in delivering packets. The choice between the two protocols depends on the message exchange and application requirements. For example, UDP is expected to provide higher efficiency for transmitting short messages, assuming occasional packet losses can be handled. Conversely, TCP may be more suitable for longer messages where reliability is a major concern. In summary, the end-to-end latency is influenced by the following parameters:

- The number of PEVs connected to the EVSEs in the parking lot, as Wi-Fi collisions can lead to media-access delays.

- The congestion management and active queue-management algorithms used in the network.
- The number of routers and switches in the proposed network.
- The signal strength and bandwidth of the communication links.
- The size of the transmitted data packets and the reporting rate per second.
- The preferred transport layer protocol.

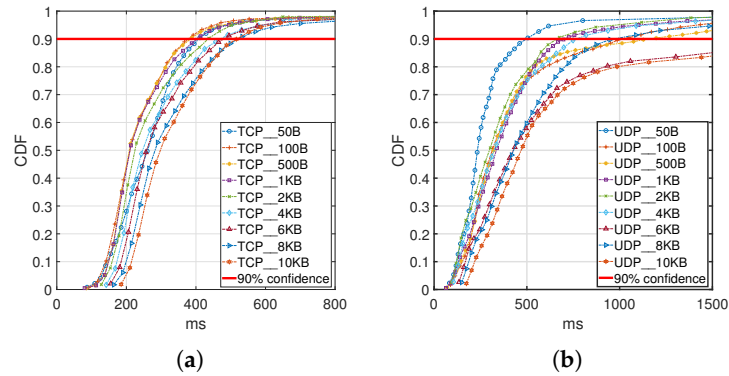
### 3. Experimental Results and Analysis

In this section, we discuss the results from the EVGI experimental test bed. We used a laptop PC as a network controller and low-cost Raspberry Pi computers to emulate client-side devices. This system makes use of the UK internet network to emulate a practical EVGI system. Figure 1 illustrates the EVGI use case studied where vehicles are stationed in charging parking areas situated in urban cores. In such scenarios, the strength of the signal greatly influences the performance of end-to-end delay and packet loss. To emulate practical application environments, we measured the signal strength at common university parking locations within a university's premises. Table 1 demonstrates that the 4G wireless signal strength is segregated into three distinct categories: poor, medium, and strong. It is vital to emphasize that in this study, data were transmitted over an approximately one-month period in one-minute intervals, and the long-term average signal was derived from one-month measurements.

**Table 1.** 4G wireless network signal-strength-measurements range.

Signal Range Classification (dBm)		
Poor	Medium	Strong
<−110	−100−−109	>−99

The principal network performance metrics in EVGI applications encompass (1) end-to-end latency, which defines the rapidity of PEVs responding to market signals, and (2) the packet loss ratio, which is essential as vital market signals are shared. We assess both TCP and UDP protocols as potential candidates for the transport protocol. Additionally, we differentiate measurements from client to server and from that server to client, as described in the preceding section. Figure 2a,b present the mean latency for all instances and varying data packet sizes ranging from 50 B to 10 KB for both TCP and UDP protocols, respectively. While the previously outlined findings yield valuable knowledge regarding latency, cumulative distribution functions (CDFs) are required to compare latency comprehensively. Furthermore, the majority of service-level agreements between the grid operator and market participants have latency requirements at confidence intervals of 90% or greater. With this in mind, we furnish CDF computations for both TCP and UDP across all signal strengths. These latency estimations comprise the latency from PEVs to an aggregator via a Wi-Fi link, plus the latency from the aggregator to the grid operator server via the 4G link, including the fiber broadband link between base stations and the grid operator. A substantial part of the latency can be attributable to the 4G link in this calculation. It was observed in our earlier work [27,29] that the Wi-Fi link latency can constitute up to 50 ms of the total latency value. However, the number of PEVs connected to the Wi-Fi access point has a significant impact on this figure. A high PEV user density per charging station aggregator can lead to congestion, creating a substantial performance bottleneck. In such situations, UDP packets might be lost irretrievably, as evidenced when comparing Figure 2a,b, where the average UDP results are more unstable than the TCP results. This can cause unacceptable packet lags and session interruptions. For TCP packets, congestion escalates the number of packet retransmissions. We refrained from implementing the evaluation of Wi-Fi delay as it would require deploying hundreds of emulators. Instead, we used values from the existing literature [29]. It is evident that the UDP protocol facilitates quicker data transmission but with a much larger spread in the achieved latencies than TCP.

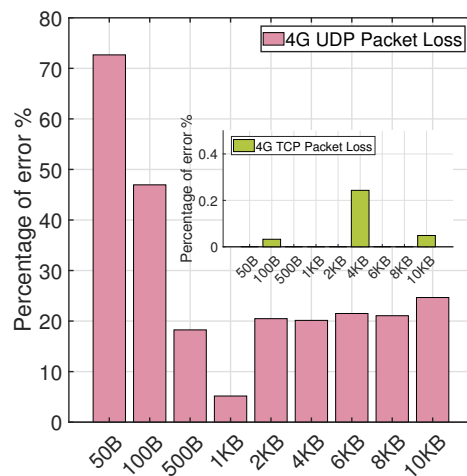


**Figure 2.** Average latency times for varying data packet sizes: (a) 4G TCP and (b) 4G UDP.

Following this, we elaborate on the packet loss ratio for both the UDP and TCP protocols. As depicted in Figure 3, and Table 2 the UDP protocol tends to exhibit a significantly higher packet loss ratio compared to TCP, primarily due to TCP’s inherent capability to ensure packet delivery. In [29], UDP was shown to achieve a lower latency, given that the packet loss rate remains within acceptable boundaries. Despite the elevated packet losses associated with UDP, accelerated UDP communication can prompt packet retransmission within a defined time frame for crucial applications, thereby increasing dependable delivery. It is noteworthy that the packet loss ratio tends to diminish for packet sizes close to the Maximum Transmission Unit (MTU), which is set at 1500 bytes, while we observe unacceptably high packet loss rates for very small packet sizes, particularly those of 100 bytes or less. This suggests that the most efficient packet size should ideally be around the MTU. If it falls short of this, padding the remainder of the packet with zeros or other information to constitute one MTU packet may be a viable strategy.

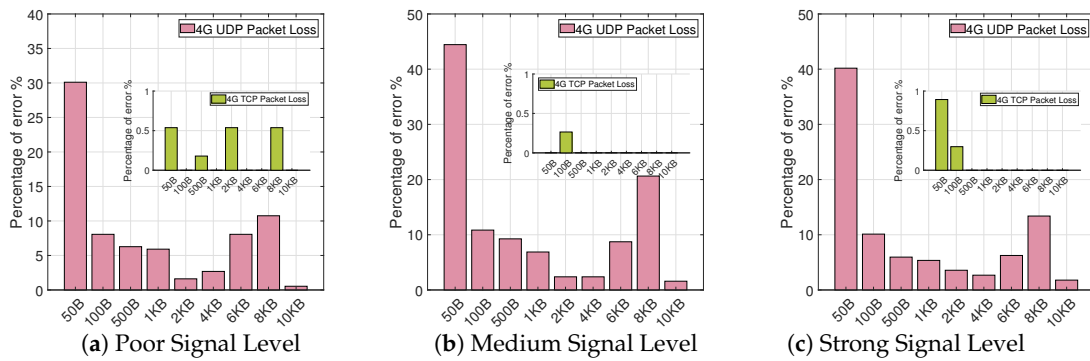
**Table 2.** Details of data packet loss rates for UDP and TCP in Figure 3.

Data Packet Size	50 B	100 B	500 B	1 KB	2 KB	4 KB	6 KB	8 KB	10 KB
% Average UDP data packet loss	72.7	46.99	18.27	5.17	20.49	20.15	21.5	21	24.6
% Average TCP data packet loss	0	0.03	0	0	0	0.2	0	0	0.04

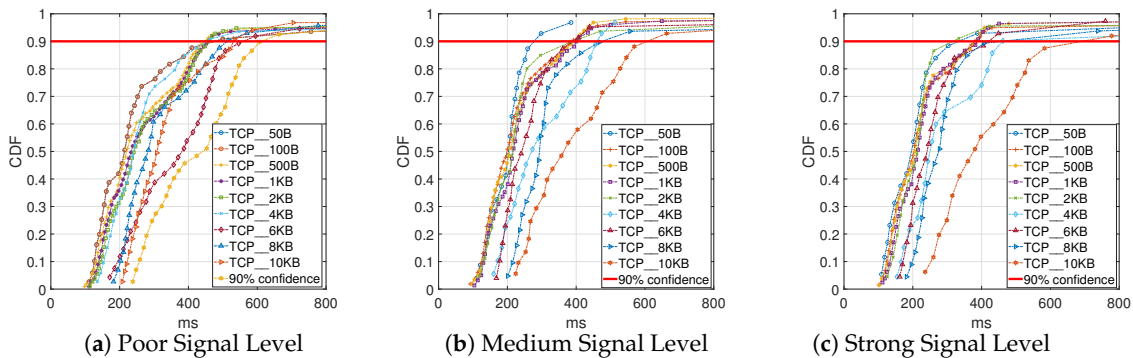


**Figure 3.** Packet loss rates with TCP (in green) and UDP protocols (in pink).

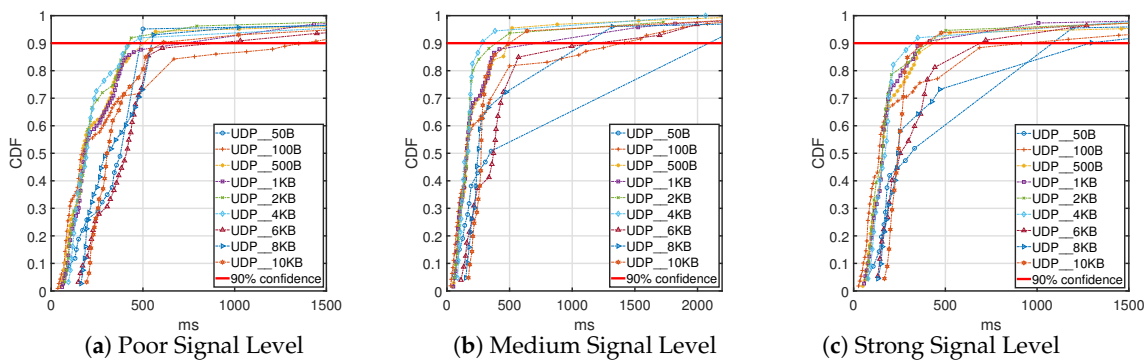
Figure 4 and Table 3 presents the proportion of data packets lost across all three parking lots being evaluated using the test bed. Figure 5 displays the corresponding CDF of the TCP latency data acquired from the parking lots, while the Figure 6 plots present a detailed view of the corresponding CDF of the UDP latency. Figure 4 and Table 3 provides a detailed depiction of packet loss across three PEV parking lots with varying signal strengths. It is evident that the TCP packets experience the lowest packet loss, especially for smaller data packets under 1 KB, though it is less than 1%. This contrasts sharply with UDP’s performance for equivalent data packet sizes, where losses range between 5 and 45%. Notably, UDP’s packet loss for data packet sizes of 2, 4, and 10 KB remains very low at under 3%.



**Figure 4.** Packet loss rate comparison for three distinct PEV parking lots with varying signal-strength levels, depicted for UDP (in pink) and TCP (in green).



**Figure 5.** Performance of TCP across various data packet sizes on 4G with different signal-strength levels in distinct parking lots.



**Figure 6.** Performance of UDP across various data packet sizes on 4G with different signal-strength levels in distinct parking lots.

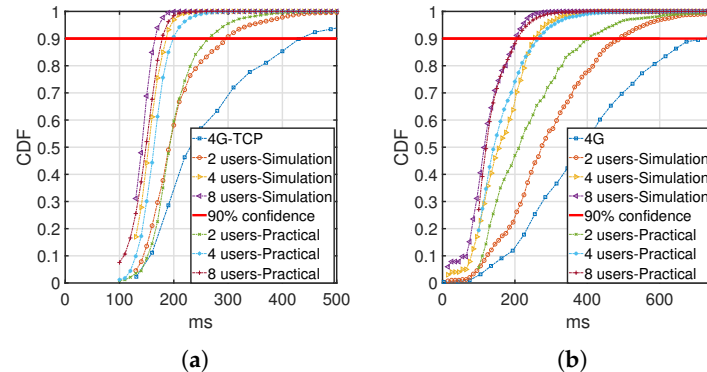
Figures 5 and 6 present the one-way latency (OWL) performance metrics for both TCP and UDP across all three charging parking sites. For TCP, even with large data packets, the

OWL is consistently under 600 ms with a 90% confidence level. In contrast, for the same sites, UDP achieves 90% reliability in under 500 ms for data packets exhibiting minimal packet loss.

As previously mentioned, the minimum packet loss tends to occur at 1 KB, a size in close proximity to the MTU size. In Figure 7, we draw comparisons among all endpoint IoT devices (e.g., PEVs) communicating from three distinct charging parking lots dispersed throughout the city, each with varying 4G signal strengths (potentially poor, medium, and strong) for both TCP and UDP protocols. It is observed from this figure that all PEV users are simultaneously striving to establish a connection with the server. Due to the inherent traits of the network and queuing from the initial user connecting to the server and the final one, a latency of 100 ms and below 50 ms is experienced for TCP and UDP, respectively, for the same packet size, with a 90% confidence level.

**Table 3.** Packet loss rates for UDP and TCP in Figure 4, arranged by 4G signal strength: poor, medium, and strong (from left to right in Figure 4).

Data Packet Size	50 B	100 B	500 B	1 KB	2 KB	4 KB	6 KB	8 KB	10 KB
% UDP packet loss for poor signal	30.1	8	6.2	5.9	1.6	2.6	8	10.7	0.5
% TCP packet loss for poor signal	0.5	0	0.17	0	0.53	0	0	0.5	0
% UDP packet loss for medium signal	44.4	10.8	9.2	6.8	2.3	2.3	8.7	20.6	1.5
% TCP packet loss for medium signal	0	0.26	0	0	0	0	0	0	0
% UDP packet loss for strong signal	40.1	10.1	5.95	5.3	3.5	2.6	6.2	13.3	1.7
% TCP packet loss for strong signal	0.89	0.29	0	0	0	0	0	0	0



**Figure 7.** Prediction of OWL for deploying larger number of sensor nodes using HOS for 4G for 1 KB UDP data packet size: (a) TCP, (b) UDP.

Figure 7 depicts the CDF plot of the average OWL values for 1–8 PEV users utilizing 4G last-mile technologies. It is feasible to extrapolate these results to assess the latency for  $N$  PEV users attempting to relay crucial data to the control center simultaneously. Communication involving  $N$  PEV users is anticipated to reach the control center more swiftly compared to a single-user scenario. Following this, we can then use the Order Statistics (OS) from our previous research [29] to calculate the CDF plot of the OWL as follows:

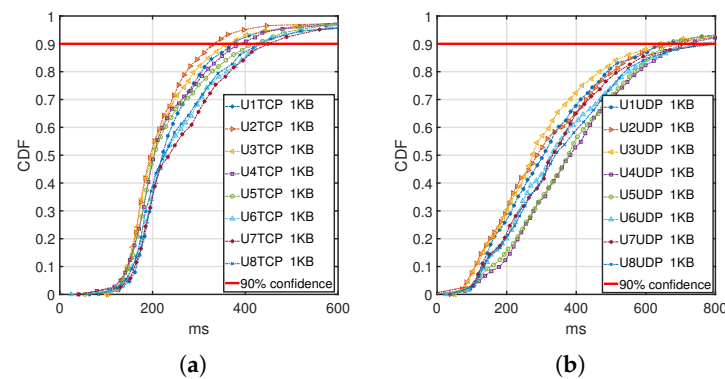
$$G_{(1)}(l) = 1 - (1 - G(l))^N, \quad (1)$$

where  $G(L)$  represents the CDF for an individual link, akin to the CDF outcomes illustrated in Figure 7. This equation is valid provided the latency on one communication link is statistically independent from any other link. This computation offers insights into the speed at which information regarding an event—for instance, a network fault—can be conveyed to the control center from a multitude of distributed PEV users within a specific area. Based on our computations for up to 64 users in our previous work [27], the



improvement becomes less significant beyond 16 devices. Increasing the number of PEV users communicating with the control center significantly reduces the latency compared to a single-user scenario, with the improvement in the 90% latency more noticeable for UDP than TCP.

The results in Figure 8 relate to a 1KB data packet size for both the TCP and UDP protocols in a 4G context. From these figures, it is evident that when considering a larger quantity of PEV users, the network observes reasonably consistent OWL results for EVGI applications, demonstrating the validity of the model in Equation (1) and the results presented in Figure 7. For instance, in Figure 8a, 90% of the packets for eight PEV users with TCP are received within 185 and 165 ms in the practical experiment and statistical model in a 4G environment, respectively. In total, 90% of the packets for the one-user scenario with 4G UDP are received within 650 ms. These OWL values can be substantially improved by increasing the number of users to eight, resulting in 90% latency values of 200 ms for both the practical experiment and the statistical model, as illustrated in Figure 8b. It becomes apparent that as the number of users increases, the results of the statistical model and practical model converge significantly.



**Figure 8.** CDF values for same data packet size for all 8 PEV users: (a) 4G TCP, (b) 4G UDP.

#### 4. Discussion

As EVGI involves real-time communication between several entities to exchange data among them, communication latency and reliability are of paramount importance. The typical size of the exchanged data, such as the charging power level, charging schedule, and electricity prices, can be in the range of several kilobytes depending on the specific implementation and communication protocol used; a data size of up to 10 kB is considered in this study. In this regard, 4G TCP demonstrated superior latency and packet loss performance over 4G UDP. It was also observed that the data packet losses are not linear for both the TCP and UDP protocols. The most efficient data packet size among the sizes considered was found to be around 1 kB. EVGI sessions would be affected if the cumulative data exchanged were to be of larger sizes, such as several tens of kilobytes since it would require higher latencies to achieve over a 90% confidence interval. In terms of latency, both 4G TCP and UDP achieved results within 100 ms for a single PEV case, though this does not include the latency on the Wi-Fi link. Based on our previous work experience, the Wi-Fi link's latency can be up to 50 ms. A 4G communication infrastructure is therefore said to be practical in EVGI implementations, even if we consider the fast-frequency-response-time regulations in practice, for example, 500 ms in the UK. However, it is worth noticing that the latency is very much dependent on the number of PEVs using the same base station and server. As expected, as the number of PEVs in EVGI sessions within the same base station increases, the latency reduces significantly. In this study, the EVGI with eight PEVs was tested, and it was observed that 90% of the data packets of 1 kilobyte are transmitted over 400 ms. Considering the high penetration of PEVs in practice, the latency issue arising due to the queuing delays in the network can affect the efficient EVGI operation and limit the practicality of EVGI operations, especially in scenarios where a fast response time such

as a spinning reserve is required. As a result, in this study, the UK's 4G network showed the potential to be a viable communication infrastructure for EVGI operations, especially when latency issues associated with higher PEV penetration cases are properly addressed.

Although we tested 4G technologies for IoT use cases after comparing various last-mile technologies, there are still some limitations that warrant further study and model enhancement. Factors such as the reporting rate, signal strength, bandwidth, congestion management, and the count of routers and switches are not considered in this study. Also, there can be potential security and privacy issues related to EVGI operations that need to be evaluated.

## 5. Conclusions

Central to successful EVGI operations is the seamless real-time communication between various EVGI entities. This, therefore, requires the investigation of communication protocols and their performance. This study assessed the data-exchange capabilities, latencies, and impact of the number of PEVs on these metrics in the context of the UK's 4G network. It was demonstrated that while 4G TCP outperforms 4G UDP in certain respects, both can sometimes achieve sub 100 ms latencies for single-PEV scenarios, even when accounting for Wi-Fi link delays. However, at a 90% confidence level, the latency of TCP is generally significantly lower than for UDP, at around 500 ms. A noticeable reduction in latency for communicating an emergency message with an increasing number of PEVs highlights the resilience of networked PEVs, especially for rapid responses required for EVGI services.

In conclusion, while the UK's 4G infrastructure exhibits significant potential as a foundation for EVGI operations, more practical scenarios need to be tested. This is particularly required in scenarios with high PEV penetration, ensuring that the grid's demand for real-time, reliable data communication aligns with the rapid evolution and adoption of PEVs. Future work will look into mitigating identified latency challenges by using emerging communication technologies and strategies to optimize the EVGI.

**Author Contributions:** Conceptualization, M.Z., N.E. and I.S.B.; methodology, M.Z.; software, M.Z.; validation, M.Z.; formal analysis, M.Z.; investigation, M.Z.; resources, M.Z.; data curation, M.Z.; writing—original draft preparation, M.Z. and N.E.; writing—review and editing, M.Z., N.E., I.S.B. and J.S.T.; visualization, M.Z.; supervision, M.Z.; project administration, M.Z.; funding acquisition, M.Z. All authors have read and agreed to the published version of the manuscript.

**Funding:** This research received no external funding.

**Institutional Review Board Statement:** Not applicable.

**Informed Consent Statement:** Not applicable.

**Data Availability Statement:** The data used for the experiments reported in this paper are available upon request from the authors via email.

**Conflicts of Interest:** The authors declare no conflict of interest.

## References

1. International Energy Agency (IEA). Global EV Outlook 2023 Catching Up with Climate Ambitions. Available online: <https://www.iea.org/reports/global-ev-outlook-2023> (accessed on 21 July 2023).
2. Erdogan, N.; Pamucar, D.; Kucuksari, S.; Deveci, M. A hybrid power Heronian function-based multicriteria decision-making model for workplace charging scheduling algorithms. *IEEE Trans. Transp. Electrification* **2023**, *9*, 1564–1578. [CrossRef]
3. International Energy Agency (IEA). Grid Integration of Electric Vehicles a Manual for Policy Makers. December 2022. Available online: <https://www.iea.org/reports/grid-integration-of-electric-vehicles> (accessed on 21 July 2023).
4. Datta, U.; Kalam, A.; Shi, J. The Strategies of EV Charge/Discharge Management in Smart Grid Vehicle-to-Everything (V2X) Communication Networks. In *Advanced Communication and Control Methods for Future Smartgrids*; IntechOpen: London, UK, 2019. [CrossRef]
5. Erdogan, N.; Kucuksari, S.; Murphy, J. A multi-objective optimization model for EVSE deployment at workplaces with smart charging strategies and scheduling policies. *Energy* **2022**, *254*, 124161. [CrossRef]

6. Zhao, J.; Kucuksari, S.; Mazhari, E.; Son, Y.J. Integrated analysis of high-penetration PV and PHEV with energy storage and demand response. *Appl. Energy* **2013**, *112*, 35–51. [CrossRef]
7. Neaimeh, M.; Andersen, P.B. Mind the gap-open communication protocols for vehicle grid integration. *Energy Inform.* **2020**, *3*, 1–17. [CrossRef]
8. ElHussini, H.; Assi, C.; Moussa, B.; Atallah, R.; Ghrayeb, A. A tale of two entities: Contextualizing the security of electric vehicle charging stations on the power grid. *ACM Trans. Internet Things* **2021**, *2*, 1–21. [CrossRef]
9. Fulari, S.C.; van de Kaa, G. Overcoming bottlenecks for realizing a vehicle-to-grid infrastructure in Europe through standardization. *Electronics* **2021**, *10*, 582. [CrossRef]
10. Van der Kam, M.; Bekkers, R. Mobility in the smart grid: Roaming protocols for EV charging. *IEEE Trans. Smart Grid* **2022**, *14*, 810–822. [CrossRef]
11. Khan, S.; Shariff, S.M.; Ahmad, A.; Alam, M.S. A Comprehensive Review on Level 2 Charging System for Electric Vehicles. *Smart Sci.* **2018**, *6*, 271–293. [CrossRef]
12. Cai, L.; Pan, J.; Zhao, L.; Shen, X. Networked electric vehicles for green intelligent transportation. *IEEE Commun. Stand. Mag.* **2017**, *1*, 77–83. [CrossRef]
13. Chen, N.; Wang, M.; Zhang, N.; Shen, X.S.; Zhao, D. SDN-Based Framework for the PEV Integrated Smart Grid. *IEEE Netw.* **2017**, *31*, 14–21. [CrossRef]
14. Inala, K.P.; Bose, S.K.; Kumar, P. Impact of communication network on V2G system in a smart grid scenario. In Proceedings of the 2019 IEEE 16th India Council International Conference (INDICON), Rajkot, India, 13–15 December 2019; pp. 1–4.
15. Hong, Q.; Karimi, M.; Sun, M.; Norris, S.; Bagleybter, O.; Wilson, D.; Booth, C.D. Design and validation of a wide area monitoring and control system for fast frequency response. *IEEE Trans. Smart Grid* **2020**, *11*, 3394–3404. [CrossRef]
16. Inala, K.P.; Kumar, P.; Bose, S.K. Impact of communication systems on grid node voltage and operation of a vehicle-to-grid controller in a smart-grid scenario. *IET Power Electron.* **2019**, *12*, 3499–3509. [CrossRef]
17. Quinn, C.; Zimmerle, D.; Bradley, T.H. The effect of communication architecture on the availability, reliability, and economics of plug-in hybrid electric vehicle-to-grid ancillary services. *J. Power Sources* **2010**, *195*, 1500–1509. [CrossRef]
18. DeForest, N.; MacDonald, J.S.; Black, D.R. Day ahead optimization of an electric vehicle fleet providing ancillary services in the Los Angeles Air Force Base vehicle-to-grid demonstration. *Appl. Energy* **2018**, *210*, 987–1001. [CrossRef]
19. Ansari, M.; Al-Awami, A.T.; Sortomme, E.; Abido, M.A. Coordinated bidding of ancillary services for vehicle-to-grid using fuzzy optimization. *IEEE Trans. Smart Grid* **2014**, *6*, 261–270. [CrossRef]
20. Donadee, J.; Ilic, M.D. Stochastic optimization of grid to vehicle frequency regulation capacity bids. *IEEE Trans. Smart Grid* **2014**, *5*, 1061–1069. [CrossRef]
21. Ko, K.; Sung, D.K. The effect of cellular network-based communication delays in an EV aggregator’s domain on frequency regulation service. *IEEE Trans. Smart Grid* **2017**, *10*, 65–73. [CrossRef]
22. Ko, K.S.; Sung, D.K. The effect of EV aggregators with time-varying delays on the stability of a load frequency control system. *IEEE Trans. Power Syst.* **2017**, *33*, 669–680. [CrossRef]
23. Tappeta, V.S.R.; Appasani, B.; Patnaik, S.; Ustun, T.S. A Review on Emerging Communication and Computational Technologies for Increased Use of Plug-In Electric Vehicles. *Energies* **2022**, *15*, 6580. [CrossRef]
24. Ucer, E.; Kisacikoglu, M.J. Design and Implementation of a Hardware Test-bed for Real-time EV-Grid Integration Analysis. In Proceedings of the 2022 IEEE Energy Conversion Congress and Exposition (ECCE), Detroit, MI, USA, 9–13 October 2022; pp. 1–8. [CrossRef]
25. The Office of Communications (Ofcom). UK Home Broadband Performance: The Performance of Fixedline Broadband Delivered to UK, April, 2017. Available online: <https://www.ofcom.org.uk/> (accessed on 22 July 2023).
26. Panchadcharam, S.; Ni, Q.; Taylor, G.A.; Irving, M.R.; Gershinsky, G.; Lewin-Eytan, L.; Shagin, K. Evaluation of throughput and latency performance for medium voltage and low voltage communication infrastructures. In Proceedings of the 46th International Universities’ Power Engineering Conference (UPEC), Soest, Germany, 5–8 September 2011; VDE: Frankfurt am Main, Germany, 2011; pp. 1–6.
27. Zeinali, M.; Bayram, I.S.; Thompson, J. Performance Assessment of UK’s Cellular Network for Vehicle to Grid Energy Trading: Opportunities for 5G and Beyond. In Proceedings of the 2020 IEEE International Conference on Communications Workshops (ICC Workshops), Dublin, Ireland, 7–11 June 2020; pp. 1–6.
28. Zhou, Z.; Levin, T.; Conzelmann, G. *Survey of US Ancillary Services Markets*; Technical Report; Argonne National Lab. (ANL): Argonne, IL, USA, 2016; Volume 53, pp. 10–17.
29. Zeinali, M.; Thompson, J. Comprehensive practical evaluation of wired and wireless internet base smart grid communication. *IET Smart Grid J.* **2021**, *4*, 522–535. [CrossRef]

**Disclaimer/Publisher’s Note:** The statements, opinions and data contained in all publications are solely those of the individual author(s) and contributor(s) and not of MDPI and/or the editor(s). MDPI and/or the editor(s) disclaim responsibility for any injury to people or property resulting from any ideas, methods, instructions or products referred to in the content.