

Alkali-metal-mediated zincation (AMMZn) meets *N*-heterocyclic carbene (NHC) chemistry: Zn–H exchange reactions and structural authentication of a dinuclear Au(I) complex with a NHC anion†

Cite this: *Chem. Sci.*, 2013, **4**, 4259

David R. Armstrong,^a Sharon E. Baillie,^a Victoria L. Blair,^a Nicolas G. Chabloz,^a Josefina Diez,^b Joaquin Garcia-Alvarez,^b Alan R. Kennedy,^a Stuart D. Robertson^a and Eva Hevia^{*a}

Merging two evolving areas in synthesis, namely cooperative bimetallics and *N*-heterocyclic carbenes (NHCs), this study reports the isolation of the first intermediates of alkali-metal-mediated zincation (AMMZn) of a free NHC and a Zn–NHC complex using sodium zincate [(TMEDA)NaZn(TMP)(*t*Bu)₂] (**1**) as a metallating reagent. The structural authentication of (THF)₃Na[C{[N(2,6-*i*Pr₂C₆H₃)₂CHCZn(*t*Bu)₂]}] (**2**) and [Na(THF)₆]⁺[*t*Bu₂Zn:C{[N(2,6-*i*Pr₂C₆H₃)₂CHCZn(*t*Bu)₂]}][−] (**4**), resulting from the reactions of **1** with unsaturated free NHC **IPr** (**IPr** = 1,3-bis(2,6-di-isopropylphenylimidazole-2-ylidene) and NHC complex Zn*t*Bu₂IPr (**3**) respectively demonstrates that in both cases, this mixed-metal approach can easily facilitate the selective C4 zincation of the unsaturated backbone of the NHC ligand. Furthermore, the generation of anionic NHC fragments enables dual coordination through their normal (C2) and abnormal (C4) positions to the bimetallic system, stabilising the kinetic AMMZn intermediates which normally go undetected and provides new mechanistic insights in to how these mixed-metal reagents operate. In stark contrast to this bimetallic approach when NHC-complex **3** is reacted with a more conventional single-metal base such as *t*BuLi, the deprotonation of the coordinated carbene is inhibited, favouring instead, co-complexation to give NHC-stabilised [IPr·LiZn*t*Bu₃] (**5**). Showing the potential of **2** to act as a transfer agent of its anionic NHC unit to transition metal complexes, this intermediate reacts with two molar equivalents of [ClAu(PPh₃)] to afford the novel digold species [ClAu:C{[N(2,6-*i*Pr₂C₆H₃)₂CHCAu(PPh₃)}] (**6**) resulting from an unprecedented double transmetallation reaction which involves the simultaneous exchange of both cationic (Na⁺) and neutral (Zn*t*Bu₂) entities on the NHC framework.

Received 26th July 2013

Accepted 13th August 2013

DOI: 10.1039/c3sc52101j

www.rsc.org/chemicalscience

Introduction

Organozinc reagents constitute one of the most valuable and versatile low polarity organometallic reagents in synthesis, playing a key role in many fundamental organic transformations on the account of their marked soft nucleophilic character and exceptional functional group tolerance.¹ Despite their numerous applications, the use of simple zinc reagents (alkyls, amides) in deprotonative metalation has been

paltry due to their sluggish kinetic reactivity.² Notwithstanding, recent advances in bimetallic chemistry have established that this kinetic hurdle can be cleared by pairing zinc reagents with group 1 organometallic compounds to form alkali-metal zincates.³ Operating through metal··metal' cooperative effects, these species often display an enhanced metallating power and special selectivities which allow the direct (one-step) zincation of a wide range of aromatic substrates with a rich variety of functional groups often incompatible with conventional organolithium reagents such as BuLi or LDA.⁴ Amongst this family of multicomponent reagents, heteroleptic sodium zincate [(TMEDA)NaZn(TMP)(*t*Bu)₂] (**1**) (TMEDA is *N,N,N',N'*-tetraethylethylenediamine and TMP is 2,2,6,6-tetramethylpiperidide)⁵ stands out as a potent reagent capable of executing regioselective mono and dimetalation of non-activated arenes such as benzene⁶ and naphthalene⁷ as well as promoting *ortho* and remarkably *meta* zincation of substituted arenes.⁸ By structurally defining the constitution of the organometallic

^aWestCHEM, Department of Pure and Applied Chemistry, University of Strathclyde, Glasgow, G1 1XL, UK. E-mail: eva.hevia@strath.ac.uk

^bDepartamento de Química Orgánica e Inorgánica, Instituto Laboratorio de Compuestos Organometálicos y Catálisis (Unidad Asociada al CSIC), IUQOEM, Facultad de Química, Universidad de Oviedo, E-33071 Oviedo, Spain

† Electronic supplementary information (ESI) available: CIF files giving crystallographic results, experimental details and copies of the NMR spectra. CCDC 923037–923041. For ESI and crystallographic data in CIF or other electronic format see DOI: 10.1039/c3sc52101j

intermediates prior to any electrophilic interception we have demonstrated that these reactions are genuine examples of direct zincation, where heteroleptic zincate **1** displays an overall alkyl basicity.⁹ Thus, these reactions where the departing hydrogen is replaced by zinc but require the presence of the alkali-metal to succeed are best described as alkali-metal-mediated zincations (AMMzn).^{5–9}

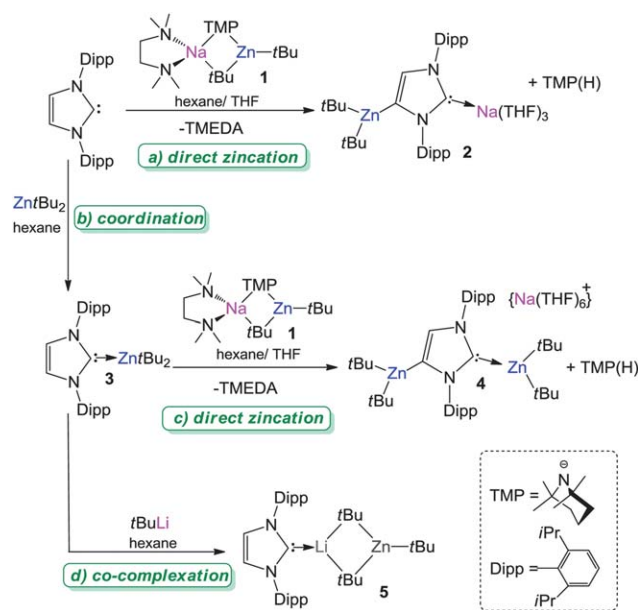
Exporting this bimetallic approach into new territory, herein we report the first study in which AMMzn through **1** has been applied to a free *N*-heterocyclic carbene (NHC) and to a NHC–zinc complex using **IPr** and **IPr·Zn*t*Bu₂** as case studies (**IPr** = 1,3-bis(2,6-di-isopropylphenylimidazol-2-ylidene)). Since Arduengo's landmark isolation of the first crystalline NHC,¹⁰ an enormous amount of research activity has been devoted to advancing the chemistry of these seminal ligands¹¹ leading to important breakthroughs in transition-metal catalysis.¹² Furthermore, recent reports have shown that the use of NHC's in a stabilising role has been crucial for the isolation of highly reactive molecules containing low oxidation state main-group elements.¹³ Surprisingly, despite their important applications and the fact that modifications on the imidazole backbone of *N*-heterocyclic carbenes can finely tune their steric and electronic properties,¹⁴ it was only 2010 when the first example of selective lithiation at the C4 position of an NHC was documented.¹⁵ In this groundbreaking report Robinson *et al.* describe the synthesis of a novel anionic lithium dicarbene from the reaction of **IPr** with *n*BuLi, exhibiting a polymeric arrangement with Li coordination at both the C2 (normal) and C4 (abnormal)¹⁶ positions.^{15,17} The dicarbene nature of this compound is demonstrated by forming several adducts with group 13 compounds such as AlMe₃ and BEt₃. Furthermore, the same group has recently shown that this lithium dicarbene can be used as a precursor to prepare NHC-stabilised triorganozincates.¹⁸ Although these compounds are prepared using an indirect transmetallating approach, the authors set up the challenge on whether similar compounds could be prepared by the more straightforward direct zincation of an NHC.

Inspired by these intriguing studies and building on our previous work in AMMzn which glimpses the untapped potential this bimetallic approach has to overcome many limitations of traditional lithiation chemistry, in this manuscript, we present our findings on exporting this bimetallic approach into NHC chemistry, providing new mechanistic insights into how these mixed-metal reagents operate as well as establishing a new synthetic tool for the functionalisation of NHC molecules.

Results and discussion

AMMzn reactions of a free NHC and NHC–Zn complex

We started our investigations assessing the metallating ability of **1** by reacting it with free carbene **IPr** in hexane–THF solvent mixture to afford (THF)₃Na[·C{[N(2,6-*i*Pr₂C₆H₃)]₂CHCZn(*t*Bu₂)}] (**2**) (crystalline yield, 86%) (Scheme 1a).¹⁹ From NMR data in *d*₈-THF solutions (see ESI[†]), deprotonation of the backbone of the NHC was detected by the large downfield chemical shift of the 4-C resonance in the ¹³C NMR spectrum (from 122.3 ppm in the free carbene to 159.4 ppm in **2**) and the informative



Scheme 1 AMMzn of free **IPr** (a) and Zn–NHC complex **3** (c) by mixed-metal base **1** versus co-complexation reaction of **3** by treatment with homometallic *t*BuLi (d).

singlet at 6.66 ppm for the imidazole *CH* in the ¹H NMR spectrum which lies considerably upfield to that found in **IPr** (7.19 ppm). Reflecting the loss of symmetry in the imidazole ring, as a consequence of its deprotonation, two distinct sets of Dipp signals are observed in the ¹H and ¹³C NMR spectra of **2**. In addition, the appearance of a resonance in the ¹³C NMR spectra at 201.4 ppm (C2, carbene carbon) established the formation of a NHC-complex (C2 in free **IPr** resonates at 220.5 ppm).

X-ray structure determination of **2** (Fig. 1) confirmed that the C4-metallation of **IPr** has actually been a zincation. The newly generated anionic carbene acts as an unsymmetrical bridge between the two metals, coordinating through its *abnormal* C4 position [*i.e.*, C2] to Zn and through its *normal* C2 position [*i.e.*, C1] to Na, in a contacted ion pair structure which is completed by three THF and two *t*Bu ligands attached to Na and Zn

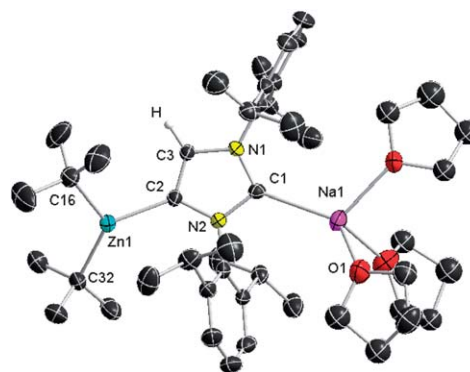


Fig. 1 Molecular structure of **2** with 50% probability displacement ellipsoids. Hydrogen atoms, except on the backbone of the imidazole ring, and minor disorder in THF molecules omitted for clarity.

respectively. Interestingly, reflecting the anionic character of the carbene, the Zn–C4 distance in **2** [Zn1–C2, 2.058(3) Å] is noticeably shorter than that found in the normal neutral zinc NHC-complex IPr·Zn*t*Bu₂ (**3**) [Zn1–C1, 2.118(5) Å] (see ESI for synthetic and structural details[†]), being comparable to those found for other α -zincated *N*-heterocyclic molecules such as *N*-methylpyrrole [2.0527(18) Å].²⁰

It is worth emphasizing that mainstream alkylzinc reagents fail to promote metalation of IPr, as illustrated in Scheme 1b for reaction with Zn*t*Bu₂ which afforded NHC-complex **3** in a 76% yield, proving by analogy that this unprecedented direct C–H to C–Zn transformation accomplished by **1** is a genuine example of a synergic bimetallic-induced reaction.²¹ Interestingly, as mentioned above, Robinson recently reported a more conventional two-step metathetical methodology involving generation of an anionic dicarbene by C4-lithiation of IPr¹⁵ followed by transmetalation with the zinc alkyl ZnEt₂ which led to the isolation of a zincate species structurally akin to **2**.¹⁸

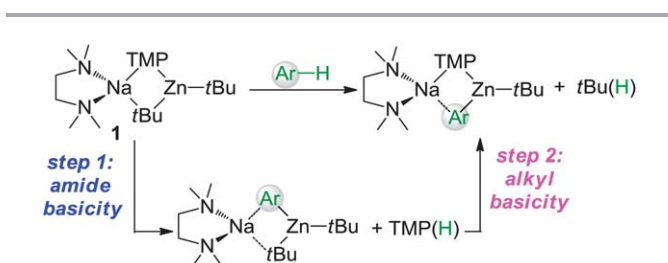
The substrate scope of this bimetallic approach was probed by studying the reactions of **1** with other unsaturated carbenes. NMR spectroscopic studies (¹H and ¹³C) confirmed that the selective C4-zincation of alkyl-substituted NHC 1,3-di-*tert*-butylimidazole-2-ylidene (IBu) can be readily accomplished to afford mixed sodium–zinc species **2**^{IBu}. Isolable as a crystalline solid in 63% yield, **2**^{IBu} has a similar constitution to that described for **2** (see ESI for experimental details[†]). Reactions with 1,3-bis(1-adamantylimidazole-2-ylidene) (IAd) and 1,3-dimesitylimidazole-2-ylidene (IMes) were also studied. Although no crystalline products could be isolated despite several attempts, comparison of the ²H NMR spectra of the *in situ* CD₃OD quenched crude reaction mixtures with the ¹H NMR spectra of the free carbenes show that deuterium incorporation has taken place in the backbone of the imidazole rings (see ESI for details[†]), thus matching the metallation seen directly in **2** and **2**^{IBu}.

Retention of two *t*Bu groups on Zn in **2** is particularly noteworthy, showing that in this case heteroleptic zincate **1** has acted as an amido-base. This is in sharp contrast with previous AMMZn examples of aromatic and heterocyclic molecules, where the reaction does not stop there but in a fast second step, the amine coproduct TMP(H) is deprotonated by the bimetallic intermediate to reform a Na–TMP–Zn bridge and to eliminate isobutane irreversibly (Scheme 2).^{5–9} Thus considering previous mechanistic studies showing that zincate **1** executes deprotonation by a combination of kinetic amide/thermodynamic alkyl basicity,^{9,22} **2** can be envisaged as a novel kinetic intermediate of

AMMZn. Surprisingly, no subsequent reaction with the released TMP(H) (step 2 in Scheme 2) was observed, even under forcing refluxing conditions. A contributing factor for this may be the remoteness of a suitable Lewis acidic site to the zincate anion present in **2** to which TMP(H) could precoordinate (a requisite for step 2 to take place), as indicated by the large Na–Zn separation [6.561(2) Å]. This is due to the multi-atom-span (CNC) construction of the metal–metal' bridge compared to the single-atom bridge (N) of TMP. Furthermore, the fact that Na is coordinatively saturated by bonding to the normal C2 position of the metallated carbene and three molecules of THF must greatly hinder any possible interaction with the sterically restricted and poorer Lewis base TMP(H). This finding has important mechanistic implications to this bimetallic metalating approach as it shows that by modulating the ligand coordination of the alkali-metal (in the case of **2** by forming a complex with the anionic NHC with Na *via* its *normal* C2 position), it is possible to suppress the second step of AMMZn, which as recently demonstrated, can greatly influence the final regioselectivity of the Zn–H exchange process.^{9b}

Endeavouring to extend the AMMZn concept to NHC-complexes, we next subjected **3** to the bimetallic reagent **1** in hexane. Successful synergic C4-zincation of **3** afforded the novel solvent-separated ion pair zinczincate [Na(THF)₆]⁺ [*t*Bu₂Zn:C{[N(2,6-*i*Pr₂C₆H₃)₂CHCZn(*t*Bu₂)]}][−] (**4**) in an isolated 30% yield²³ (Scheme 1c). NMR spectroscopic analysis of **4** in *d*₈-THF showed a singlet at 6.88 ppm for imidazole CH in the ¹H NMR spectrum and a resonance at 160.8 ppm in the ¹³C NMR spectrum which can be assigned to the metallated C4 (akin to those found for **2**, at 6.66 and 159.4 ppm respectively). In addition, the C2 resonance of the imidazole ring appears at 187.8 ppm in the ¹³C NMR spectrum, significantly upfield to that of **2** (at 201.4 ppm), consistent with the retention of the Zn–C_{carbene} interaction.²⁴

X-ray crystallographic studies established the molecular structure of **4** (Fig. 2) providing further confirmation that the direct C4 zincation of **3** has successfully been accomplished with the retention of the original Zn–C_{carbene} bond. Exhibiting a solvent-separated ion pair structure, **4**, contains an octahedral Na cation solvated by six THF molecules whereas its anionic



Scheme 2 Two-step deprotonation process in AMMZn of arenes using TMP-zincate **1**.

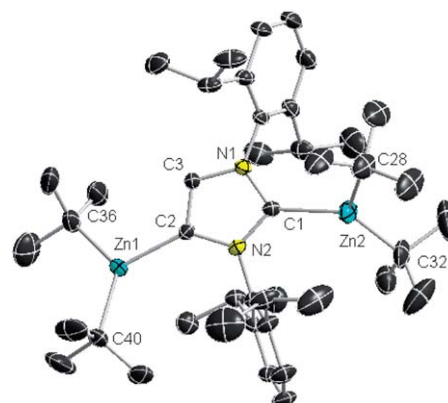


Fig. 2 Structure of the anion present in **4** with 50% probability displacement ellipsoids. Hydrogen atoms and minor disorder in a *t*Bu group omitted for clarity.

counterion comprises an anionic **IPr** fragment, resulting from its deprotonation at the C4 of the imidazole ring which bridges two $\text{Zn}t\text{Bu}_2$ units using its *normal* [*i.e.* C1] and *abnormal* [*i.e.* C2] positions. Inspecting the Zn–C distances in **4** shows that the Zn–C4 bond [Zn1–C2, 2.058(3) Å] is identical to that found for **2** and about 0.06 Å shorter than the Zn–C2 bond [Zn2–C1, 2.114(3) Å], which in turn compares well with that found in the NHC complex **3** [Zn2–C1, 2.118(5) Å]. As far as we can ascertain **4** represents the first example of metalation of a Zn–NHC complex. Mimicking the reaction with free **IPr**, bimetallic base **1** performs the zincation of **3** exclusively as an amido-TMP base, without observing further reaction of TMP(H) with any of the *tert*-butyl groups of the zincate. Since the C2 coordination site of the metallated carbene in **4** is apparently blocked by a $\text{Zn}t\text{Bu}_2$ group, it could be expected that the regeneration of the Na–TMP–Zn bridge would be feasible furnishing a contacted ion-pair intermediate, similar to that observed for the AMMZn product of *N*-methylpyrrole by bimetallic base **1**,²⁰ where Na attains further stabilization by π -engaging with one of the C=C units of the heterocycle. However it should be noted that to form these π -interactions the alkali-metal requires to adopt a perpendicular disposition to the metallated ring, a mode of interaction sterically blocked here by the bulky Dipp substituents.

Reaction of **3** with *t*BuLi: co-complexation vs. C4-metallation

To compare this mixed-metal approach with a more traditional lithium-mediated methodology, we then reacted NHC complex **3** with one molar equivalent of *t*BuLi in hexane (Scheme 1d). Deviating remarkably from the reactivity of **1**, *t*BuLi fails to promote deprotonation of the coordinated carbene ligand instead forming homoleptic lithium zincate [$\text{IPrLiZn}t\text{Bu}_3$] (**5**) (isolated in an 82% yield), which was analysed by multinuclear (^1H , ^{13}C and ^7Li) NMR spectroscopy and X-ray crystallography (see ESI† and Fig. 3). Representing to the best of our knowledge the first example of an adduct between a neutral NHC and a zincate species, **5** has a contacted ion-pair structure, where the metals are connected by a double *t*Bu bridge, with Li completing its coordination sphere by bonding to the carbene carbon of **IPr**

while Zn binds to a terminal alkyl group. Interestingly, recent reports have shown that lithium zincates containing *tert*-butyl groups are chemoselective reagents utilised in several key organic transformations including for example Zn–halogen exchange of functionalised organic halides, $\text{S}_{\text{N}}2$ reactions and ionic polymerizations of vinylamides.²⁵ Nevertheless, despite spectroscopic and theoretical studies on the constitution of these mixed-metal species, their structures in the solid state have not yet been elucidated. Furthermore, these studies have shown that in THF solution $\text{LiZn}t\text{Bu}_3$ readily redistributes to higher order $\text{Li}_2\text{Zn}t\text{Bu}_4$ and $\text{Zn}t\text{Bu}_2$ ^{25c} suggesting that the coordination of NHC to the tri(alkyl) lithium zincate in **5** is highly stabilising, suppressing this decomposition pathway. It should also be noted that ^1H NMR monitoring of solutions of **5** in deuterated benzene over 48 h did not show any evidence of disproportionation or deprotonation of coordinated NHC. This finding contrasts with the facile lithiation of free **IPr** using $^n\text{BuLi}$ as a base reported by Robinson,¹⁵ showing not only that the co-complexation reaction of both homometallic alkyls to yield a lithium zincate is favoured over the deprotonation process, but also that by becoming a constituent of this bimetallic species, there is a marked depreciation of the metallating power of *t*BuLi.²⁶

DFT calculations

Theoretical calculations at the DFT level employing the B3LYP method and the 6-311G** basis set were used to model the metalation reactions of **IPr** and NHC complex **3** by synergic base **1** (see ESI for details†), showing that the formation of products **2** and **4** respectively along with the release of concomitant TMP(H) is energetically favoured (by -23.9 kcal mol⁻¹ for **2A** and -32.5 kcal mol⁻¹ for **4A**; with **2A** and **4A** being the modelled structures of products **2** and **4** respectively). The fact that these reactions are largely thermodynamically driven is particularly noteworthy when compared with previous theoretical studies by Uchiyama and Nobuto, which show that for the zincation of benzene using heteroleptic base **1**, it is significantly more favoured, from a merely thermodynamic point of view, for **1** to act in a single step as an alkyl base with the overall loss of isobutane (Scheme 2) than just as a TMP-base.²² In fact, despite its kinetic preference, the amido basicity of **1** in the AMMZn of benzene was calculated to be slightly endothermic. This energy loss is however compensated for by the second step of the process, with the irreversible loss of gaseous isobutane (Scheme 2).

Comparing the calculated geometrical parameters of the modelled structures **2A** and **4A** with those found experimentally from the X-ray crystallographic studies of **2** and **4**, shows, in general, an excellent agreement (see Tables S2 and S3 in ESI†) although a slight underestimation is observed for the calculated length of the Zn–C4 (*abnormal*) interactions [2.127 Å (calc.) vs. 2.058(3) Å (exp) for **2**; 2.135 Å (calc.) vs. 2.058(3) Å (exp) for **4**].²⁷ Natural bond orbital (NBO) analysis of **2A** and **4A** indicates that in both models the majority of the positive charge is carried primarily by the metals, showing significant dicationic character for the Zn atoms (calculated natural charges of Zn, +1.49 in **2A**, and +1.50 and +1.49 in **4A**).

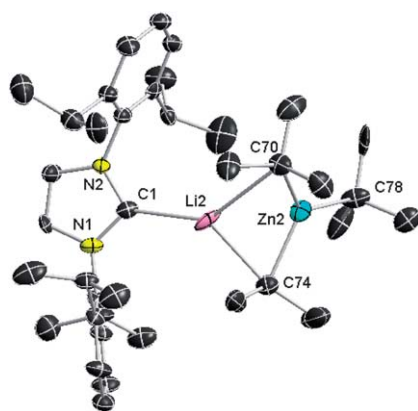


Fig. 3 Molecular structure of **5** with 50% probability displacement ellipsoids. Hydrogen atoms omitted for clarity.

Interestingly, calculations on the regioisomeric structure of **2A**, where the positions of the $\{Zn(tBu)_2\}$ and $\{Na(THF)_3\}^+$ fragments were exchanged, giving rise to Zn–C2 *normal* and Na–C4 *abnormal* coordination modes (**2B** in ESI†), showed that this model structure is only marginally less stable (by +3.5 kcal mol⁻¹) than **2A**. Notwithstanding, it should be noted that ¹H and ¹³C NMR monitoring of solutions of **2** in deuterated THF solutions over 12 hours did not show any evidence of metal scrambling between the distinct C2/C4 coordination sites.

Fig. 4 shows the two highest occupied molecular orbitals calculated for model **2A** which correspond to the Zn–C bonding orbitals at the quaternary carbon centers of the *t*Bu groups and the C4 of the anionic NHC.²⁷ This calculation contrasts with those reported for the related anionic lithium dicarbene $[:C\{[N(2,6-iPr_2C_6H_3)_2]CHCLi(THF)\}]_n$ prepared by Robinson,¹⁵ whose HOMO and HOMO-2 correspond to the two strongly polarised Li–C bonding orbitals at the C2 and C4 positions of the imidazole ring, suggesting that in mixed Na–Zn compound **2**, the negative charge of the anionic NHC is primarily localised at its abnormal C4 position, which can attain extra-stabilisation by generation of a more covalent Zn–C bond. Contrastingly in the lithium polymer, C4 now binds to a much more electro-positive Li centre, forming a significantly more polarised metal–carbon bond and facilitating the more effective delocalisation of its negative charge throughout the imidazole ring, hence its dicarbene character.

Double transmetallation reaction to a Au(I) complex

Exploiting the excellent ability of organozinc reagents to undergo transmetallation reactions with transition metal complexes,^{1,2} we next decided to probe if sodium zincate **2** could act as a selective transfer agent of its anionic carbene fragment towards a transition metal complex. For this study, considering the isolobal analogy between $\{Au(L)\}^+$ (L = neutral donor) and proton $[H]^+$ cations,²⁸ we chose Au(I) complex $[ClAu(PPh_3)]$ as a precursor. Thus the reaction of equimolar amounts of this complex with **2** furnished the unusual digold complex $[ClAu:C\{[N(2,6-iPr_2C_6H_3)_2]CHCAu(PPh_3)\}]$ (**6**) in a modest 26% yield²⁹ which can be increased to 61% when two equivalents of $[ClAu(PPh_3)]$ are employed (Scheme 3, see ESI for experimental details and NMR spectroscopic characterization†).

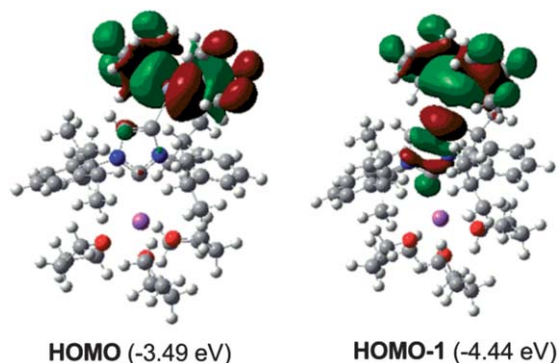
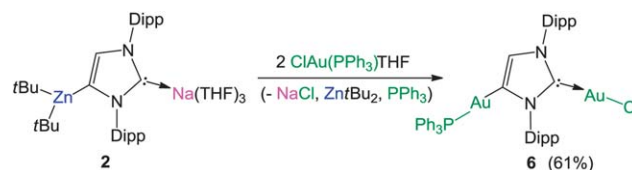


Fig. 4 Calculated molecular orbitals HOMO and HOMO-1 of **2**.

X-ray crystallographic studies of **6** confirmed that a double transmetallation reaction has taken place, where the anionic carbene $\{C\{[N(2,6-iPr_2C_6H_3)_2]CHC\}$ links two Au(I) centers (Fig. 5), each of them in distinct chemical environments. Thus, while Au(1) occupies the position previously filled by $Zn(tBu)_2$ in **2**, binding to the C4 (*abnormal*) position [*i.e.* C2] and triphenylphosphine, Au(2) coordinates to the classical C2 position of the anionic carbene [*i.e.* C1] and to Cl. The Au atoms are separated by 6.076(1) Å which precludes any possible aurophilic interaction.³⁰ Examining the geometrical parameters of **6** reveals that while the Au2–C1 bond distance [1.975(5) Å] is similar to those in other neutral NHC–Au carbene complexes [*e.g.*, $IPrAuCl$, 1.942(3) Å],³¹ Au1–C2 bond distance is considerably elongated [2.022(5) Å]. In fact this distance is closer to those reported for related $[(aryl)Au(PPh_3)]$ [aryl = Ph, 2.055 Å]³² derivatives, diverging significantly from the Au–C bond distance reported for the only example in the literature of a neutral unsaturated *abnormal* NHC gold complex isolated by Bertrand *et al.* [1.981 Å],^{16c} which is consistent with the interpretation of $\{C\{[N(2,6-iPr_2C_6H_3)_2]CHC\}$ in **6** as an anionic carbene ligand.³³ There are no precedents in the literature for coordination of this type of ligand to two transition metal centres, with the closest analogy being a recently published mixed K–Mn species resulting from the reduction of a neutral Mn(II) NHC complex by KC_8 .³⁴ Establishing a new methodology for accessing dinuclear organogold species under mild reaction conditions, the synthesis of **6** demonstrates the dual transmetallating ability of **2** which reacts differently with each equivalent of $[ClAu(PPh_3)]$. Thus, one equivalent reacts with the zincate anion of **2** which selectively transfers its anionic carbene fragment in preference to its *t*Bu groups to Au,³⁵ with the subsequent precipitation of NaCl and elimination of $Zn(tBu)_2$ (Scheme 3). This creates a coordination vacancy in the C2 position of the anionic carbene (originally bound to Na) which can in turn react with a second equivalent of $[ClAu(PPh_3)]$, ejecting the neutral phosphine ligand. Remarkably, even when equimolar amounts of $[ClAu(PPh_3)]$ and **2** are employed, digold species **6** is still obtained although the yield of the reaction is greatly diminished (to 26%, maximum possible 50%). Thus, the formation of a putative mixed gold–zinc species, resulting from the coordination of the concomitantly formed $Zn(tBu)_2$ to the *normal* C2 position of the anionic carbene is not observed. The double transmetallation observed here contrasts with recent studies published by Tamm *et al.* on the reactivity of $[ClAu(PPh_3)]$ with an anionic lithium carbene containing a borate moiety in its imidazole backbone. This enabled the isolation of a neutral mononuclear gold species, resulting from the single exchange of the C2 position of Li (which is eliminated as LiCl) and the



Scheme 3 Transmetallation reaction of **2** to $[ClAu(PPh_3)]$.

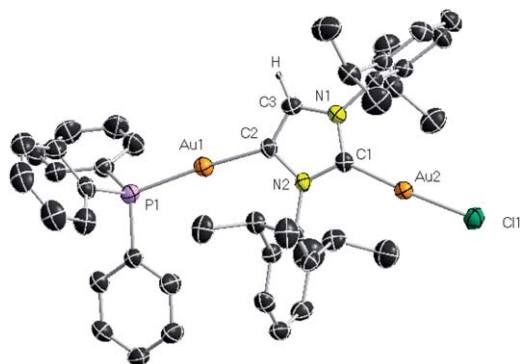


Fig. 5 Molecular structure of **6** with 50% probability displacement ellipsoids. Hydrogen atoms except on the backbone of the imidazole ring omitted for clarity.

$\{\text{Au}(\text{PPh}_3)\}^+$ fragment, keeping the borate part of the NHC intact.³⁶

Interestingly, reflecting the more kinetically retarded character of the Zn–C bonds in this *in situ* generated neutral organozinc species, no further transmetallation reaction was observed between **6** (which still possesses a potentially reactive Au–Cl bond) and $\text{Zn}t\text{Bu}_2$, even when longer reaction times (up to 24 hours) were allowed. It should also be noted that the ancillary PPh_3 ligand in the Au(I) precursor also plays a critical stabilising role in this reaction as the treatment of **2** with one equivalent of related $[\text{ClAu}(\text{SMe}_2)]$, containing a more labile neutral ligand, led to the formation of intractable black solutions.

Conclusions

In summary, by merging two current evolving areas in synthesis, namely cooperative bimetallic reagents and NHCs, we have isolated the first intermediates of AMMzN of a free NHC and Zn–NHC complex which provide important mechanistic insights into how (TMP)-based alkali-metal zincates operate as well as a new synthetic tool for the functionalisation of the unsaturated backbone of NHC ligands. With the isolation of homoleptic $\text{IPr}\cdot\text{LiZn}t\text{Bu}_3$ we show for the first time the ability of the commodity ligands to provide stabilization to sensitive zincate species, suppressing disproportionation processes. The potential that sodium zincate **2** can offer as a transfer agent of its anionic NHC ligand to transition metal complexes has been realized by the isolation of the novel digold species **6**. Considering the broad catalytic activity exhibited by Au(I)–NHC complexes³⁷ as well as recent reports that have highlighted the importance of digold species and their possible role in catalytic transformations,³⁸ the synthesis of **6** where each Au centre has a distinct chemical environment may lead to new advances in this topical field. Furthermore, the investigation of transmetallation reactions of sodium zincate **2** with other transition metal complexes may break new ground on the synthesis of novel complexes containing anionic NHC ligands.

Experimental section

Full experimental and computational details and characterization of compounds **2–6** are included in the ESI.†

Acknowledgements

We thank the EPSRC, the Royal Society, the European Research Council (ERC), and the Carnegie Trust for the Universities of Scotland for their generous sponsorship of this research. J.G.-A. thanks the MICINN and the European Social Fund for the award of a “Ramón y Cajal” contract. We also thank Professor Mulvey for his insightful comments and Denise Gilmour for her assistance in the CHN analysis of highly air and moisture sensitive compounds **2–5**.

References

- 1 P. Knochel and P. Jones, in *Organozinc Reagents: A Practical Approach*, ed. L. H. Harwood and C. J. Moody, Oxford University Press, Oxford, 1999.
- 2 *The chemistry of organozinc compounds*, ed. Z. Rappoport and I. Marek, Patai Series, Wiley, Chichester, UK, 2006.
- 3 For recent reviews in organozincate chemistry and their applications in synthesis see: (a) R. E. Mulvey, *Organometallics*, 2006, **25**, 1060; (b) R. E. Mulvey, F. Mongin, M. Uchiyama and Y. Kondo, *Angew. Chem., Int. Ed.*, 2007, **46**, 3802; (c) R. E. Mulvey, *Acc. Chem. Res.*, 2009, **42**, 743; (d) D. J. Linton, P. Schooler and A. E. H. Wheatley, *Coord. Chem. Rev.*, 2001, **223**, 53; (e) M. Westerhausen, *Dalton Trans.*, 2006, 4755; (f) B. Haag, M. Mosrin, H. Ila, V. Malakhov and P. Knochel, *Angew. Chem., Int. Ed.*, 2011, **50**, 9794; (g) R. E. Mulvey, *Dalton Trans.*, 2013, **42**, 6676.
- 4 J. Clayden, *Organolithiums: Selectivity for Synthesis*, Pergamon, Elsevier Science Ltd., Oxford, UK, 2002.
- 5 P. C. Andrikopoulos, D. R. Armstrong, H. R. L. Barley, W. Clegg, S. H. Dale, E. Hevia, G. W. Honeyman, A. R. Kennedy and R. E. Mulvey, *J. Am. Chem. Soc.*, 2005, **127**, 6184.
- 6 D. R. Armstrong, W. Clegg, S. H. Dale, D. V. Graham, E. Hevia, L. M. Hogg, G. W. Honeyman, A. R. Kennedy and R. E. Mulvey, *Chem. Commun.*, 2007, 598.
- 7 W. Clegg, S. H. Dale, E. Hevia, L. M. Hogg, G. W. Honeyman, R. E. Mulvey and C. T. O'Hara, *Angew. Chem., Int. Ed.*, 2006, **45**, 6548.
- 8 For selected references see: (a) D. R. Armstrong, W. Clegg, S. H. Dale, E. Hevia, L. M. Hogg, G. W. Honeyman and R. E. Mulvey, *Angew. Chem., Int. Ed.*, 2006, **45**, 3775; (b) W. Clegg, S. H. Dale, A. M. Drummond, E. Hevia, G. W. Honeyman and R. E. Mulvey, *J. Am. Chem. Soc.*, 2006, **128**, 7434; (c) D. R. Armstrong, J. Garcia-Alvarez, D. V. Graham, G. W. Honeyman, E. Hevia, A. R. Kennedy and R. E. Mulvey, *Chem.–Eur. J.*, 2009, **15**, 3800.
- 9 (a) W. Clegg, B. Conway, E. Hevia, M. D. McCall, L. Russo and R. E. Mulvey, *J. Am. Chem. Soc.*, 2009, **131**, 2375; (b) D. R. Armstrong, V. L. Blair, W. Clegg, S. H. Dale, J. Garcia-Alvarez, G. W. Honeyman, E. Hevia, R. E. Mulvey and L. Russo, *J. Am. Chem. Soc.*, 2010, **132**, 9480.
- 10 A. J. Arduengo, III, R. L. Harlow and M. Kline, *J. Am. Chem. Soc.*, 1991, **113**, 361.
- 11 For selected references see: (a) D. Bourissou, O. Guerret, F. P. Gabbaï and G. Bertrand, *Chem. Rev.*, 2000, **100**, 39; (b)

- A. S. K. Hashmi, C. Lothschütz, C. Böhring, T. Hengst, C. Hubbert and F. Rominger, *Adv. Synth. Catal.*, 2010, **352**, 3001; (c) A. S. K. Hashmi, A. M. Schuster and F. Rominger, *Angew. Chem., Int. Ed.*, 2009, **48**, 8247; (d) G. Guisado-Barrios, J. Bouffard, B. Donnadiou and G. Bertrand, *Angew. Chem., Int. Ed.*, 2010, **49**, 4759.
- 12 (a) S. P. Nolan, *N-Heterocyclic Carbenes in Synthesis*, Wiley-VCH, Weinheim, 2006; (b) S. Diez-Gonzalez, N. Marion and S. P. Nolan, *Chem. Rev.*, 2009, **109**, 3612; (c) *N-Heterocyclic Carbenes in Transition Metal Catalysis and Organocatalysis*, ed. C. S. J. Cazin, Springer, London, 2011.
- 13 For selected examples see: (a) Y. Wang, Y. Xie, P. Wei, R. B. King, H. F. Schaefer, III, P. v. R. Schleyer and G. H. Robinson, *Science*, 2008, **321**, 1069; (b) R. S. Ghadwal, H. W. Roesky, S. Merkel, J. Henn and D. Stalke, *Angew. Chem., Int. Ed.*, 2009, **48**, 5683; (c) J. D. Masuda, W. W. Schoeller, B. Donnadiou and G. Bertrand, *J. Am. Chem. Soc.*, 2007, **129**, 14180; (d) O. Back, B. Donnadiou, P. Parameswaran, G. Frenking and G. Bertrand, *Nat. Chem.*, 2010, **2**, 369; (e) Y. Wang, Y. Xie, P. Wei, R. B. King, H. F. Schaefer, III, P. v. R. Schleyer and G. H. Robinson, *J. Am. Chem. Soc.*, 2008, **130**, 14970.
- 14 (a) D. Mendoza-Espinosa, B. Donnadiou and G. Bertrand, *J. Am. Chem. Soc.*, 2010, **132**, 7264.
- 15 Y. Wang, Y. Xie, Y. Abraham, P. Wei, H. F. Schaefer, III, P. v. R. Schleyer and G. H. Robinson, *J. Am. Chem. Soc.*, 2010, **132**, 14370.
- 16 NHCs which coordinate to a metal center through a backbone C4 or C5 carbon have been branded as abnormal carbenes, (aNHCs): (a) P. L. Arnold and S. Pearson, *Coord. Chem. Rev.*, 2007, **251**, 596; (b) O. Schuster, L. Yang, H. G. Raubenheimer and M. Albrecht, *Chem. Rev.*, 2009, **109**, 3445; (c) E. Aldecoperez, A. J. Rosenthal, B. Donnadiou, P. Parameswaran, G. Frenking and G. Bertrand, *Science*, 2009, **326**, 556; (d) R. H. Crabtree, *Coord. Chem. Rev.*, 2013, **257**, 755.
- 17 Previous to this work Arnold *et al.* have described the isolation of a bimetallic potassium/yttrium anionic *N*-heterocyclic dicarbene complex resulting from the reduction of an yttrium NHC complex with potassium naphthalenide which is formally a deprotonation product. P. L. Arnold and S. T. Liddle, *Organometallics*, 2006, **25**, 1485.
- 18 Y. Wang, Y. Xie, M. Y. Abraham, R. G. Gilliard, Jr, P. Wei, C. F. Campana, H. F. Schaefer, III, P. v. R. Schleyer and G. H. Robinson, *Angew. Chem., Int. Ed.*, 2012, **51**, 10173.
- 19 Initially reactions were carried out in neat hexane, as bimetallic base **1** degrades rapidly in THF solutions. On the addition of **IPr** or complex **3** insoluble white precipitates were formed instantaneously, suggesting that the metallation reactions have taken place. THF was then introduced to allow these solids to dissolve and facilitate the crystallisation of **2** and **4** respectively.
- 20 B. Conway, E. Hevia, A. R. Kennedy and R. E. Mulvey, *Chem. Commun.*, 2007, 2864.
- 21 Highlighting the poor kinetic basicity of Zn–C bonds in simple organozinc reagents, it should be noted that no metalation of **IPr** was observed even when a 3-fold molar excess $ZnBu_2$ was employed.
- 22 D. Nobuto and M. Uchiyama, *J. Org. Chem.*, 2008, **73**, 1117.
- 23 NMR analysis of the filtrate showed that **4** is the only organometallic species present in solution suggesting that its formation is quantitative.
- 24 For selected examples of NHC–zinc complexes see: (a) A. J. Arduengo, III, H. V. R. Dias, F. Davidson and R. L. Harlow, *J. Organomet. Chem.*, 1993, **462**, 13; (b) P. L. Arnold, I. J. Casey, Z. R. Turner, R. Bellabarba and R. B. Tooze, *Dalton Trans.*, 2009, 7236; (c) B. Bantu, G. Manohar Pawar, K. Wurst, U. Decker, A. M. Schmidt and M. R. Buchmeiser, *Eur. J. Inorg. Chem.*, 2009, 1970.
- 25 (a) M. Kobayashi, Y. Matsumoto, M. Uchiyama and T. Ohwada, *Macromolecules*, 2004, **37**, 4339; (b) M. Uchiyama, T. Furuyama, M. Kobayashi, Y. Matsumoto and K. Tanaka, *J. Am. Chem. Soc.*, 2006, **128**, 8404; (c) T. Furuyama, M. Yonehara, S. Arimoto, M. Kobayashi, Y. Matsumoto and M. Uchiyama, *Chem.–Eur. J.*, 2008, **14**, 10348.
- 26 For a related example on the attenuation of deprotonating power of a sodium alkyl reagent towards toluene by forming a sodium magnesiate species see: S. E. Baillie, W. Clegg, P. Garcia-Alvarez, E. Hevia, A. R. Kennedy, J. Klett and L. Russo, *Chem. Commun.*, 2011, **47**, 388.
- 27 DFT calculations on the constitution of the HOMO and the LUMO of compounds **2A** and **4A** can be found in the ESI.†
- 28 For an insightful review on gold chemistry and the isolability concept see: H. G. Raubenheimer and H. Schmidbaur, *Organometallics*, 2012, **31**, 2507.
- 29 Note that employing this stoichiometry, the maximum possible yield for **6**, with respect to gold precursor [ClAu(PPh₃)], is 50%.
- 30 K. R. Flower, A. T. McGown, P. J. Miles, R. G. Pritchard and J. E. Warren, *Dalton Trans.*, 2010, **39**, 3509.
- 31 P. de Frémont, N. M. Scott, E. D. Stevens and S. P. Nolan, *Organometallics*, 2005, **24**, 2411.
- 32 A. S. K. Hashmi, T. D. Ramamurthi and F. Rominger, *J. Organomet. Chem.*, 2009, **694**, 592.
- 33 For other recent examples of saturated abnormal NHC–gold complexes see: A. S. K. Hashmi, D. Riedel, M. Rudolph, F. Rominger and T. Oeser, *Chem.–Eur. J.*, 2012, **18**, 3827. The Au–carbene bond lengths in these compounds range from 1.957(6) to 1.977(3) Å.
- 34 R. A. Musgrave, R. S. P. Turbevill, M. Irwin and J. M. Goicoechea, *Angew. Chem., Int. Ed.*, 2012, **51**, 10832.
- 35 Although **6** was isolated in a 61% crystalline yield, NMR analysis of the filtrate of the reaction showed that it is the only organometallic species present in solution. No signals which could be assigned to *t*Bu groups could be observed neither in the ¹H or ¹³C NMR spectra. This can be attributed to the high volatility of $ZnBu_2$ (one of the side products generated in this exchange reaction) which can then be easily removed under vacuum.
- 36 S. Kronig, E. Theuergarten, C. G. Daniliuc, P. G. Jones and M. Tamm, *Angew. Chem., Int. Ed.*, 2012, **51**, 3240.

- 37 For selected references see: (a) A. S. K. Hashmi, *Chem. Rev.*, 2007, **107**, 3180; (b) E. Jimenez-Nunez and A. M. Echevarren, *Chem. Commun.*, 2007, 333; (c) M. Rudolph and A. S. K. Hashmi, *Chem. Commun.*, 2011, **47**, 6536; (d) M. Rudolph and A. S. K. Hashmi, *Chem. Soc. Rev.*, 2012, **41**, 2448.
- 38 (a) A. C. Gomez-Suarez and S. P. Nolan, *Angew. Chem., Int. Ed.*, 2012, **51**, 8156 and references therein; (b) A. S. K. Hashmi, T. Lauterbach, P. Nösel, M. H. Vilhelmsen, M. Rudolph and F. Rominger, *Chem.-Eur. J.*, 2013, **19**, 1058.