

Spectral analysis of structure functions and their scaling exponents in forced isotropic turbulenceW. D. McComb,^{1,*} S. R. Yoffe,² M. F. Linkmann,¹ and A. Berera¹¹*SUPA, School of Physics and Astronomy, University of Edinburgh, James Clerk Maxwell Building, The King's Buildings, Edinburgh EH9 3JZ, United Kingdom*²*SUPA, Department of Physics, University of Strathclyde, John Anderson Building, 107 Rottenrow East, Glasgow G4 0NG, United Kingdom*

(Received 5 August 2014; published 20 November 2014)

The pseudospectral method, in conjunction with a technique for obtaining scaling exponents ζ_n from the structure functions $S_n(r)$, is presented as an alternative to the extended self-similarity (ESS) method and the use of generalized structure functions. We propose plotting the ratio $|S_n(r)/S_3(r)|$ against the separation r in accordance with a standard technique for analyzing experimental data. This method differs from the ESS technique, which plots $S_n(r)$ against $S_3(r)$, with the assumption $S_3(r) \sim r$. Using our method for the particular case of $S_2(r)$ we obtain the result that the exponent ζ_2 decreases as the Taylor-Reynolds number increases, with $\zeta_2 \rightarrow 0.679 \pm 0.013$ as $R_\lambda \rightarrow \infty$. This supports the idea of finite-viscosity corrections to the K41 prediction for S_2 , and is the opposite of the result obtained by ESS. The pseudospectral method also permits the forcing to be taken into account exactly through the calculation of the energy input in real space from the work spectrum of the stirring forces.

DOI: [10.1103/PhysRevE.90.053010](https://doi.org/10.1103/PhysRevE.90.053010)

PACS number(s): 47.27.Ak, 47.11.Kb, 47.27.er, 47.27.Gs

I. INTRODUCTION

In this paper we revisit an old, but unresolved, issue in turbulence: the controversy that continues to surround the Kolmogorov theory (or K41) [1,2]. This controversy began with the publication in 1962 of Kolmogorov's "refinement of previous hypotheses" (K62), which gave a role to the intermittency of the dissipation rate [3]. From this beginning, the search for "intermittency corrections" has grown into a veritable industry over the years: for a general discussion, see the book by Frisch [4] and the review by Boffetta, Mazzino, and Vulpiani [5]. The term intermittency corrections is rather tendentious, as no relationship has ever been demonstrated between intermittency, which is a property of a single realization, and the ensemble-averaged energy fluxes which underlie K41, and it is now increasingly replaced by "anomalous exponents." It has also been observed by Kraichnan [6], Saffman [7], Sreenivasan [8], and Qian [9] that the title of K62 is misleading. It in fact represents a profoundly different view of the underlying physics of turbulence, as compared to K41. For this reason alone it is important to resolve this controversy.

While this search has been a dominant theme in turbulence for many decades, at the same time there has been a small but significant number of theoretical papers exploring the effect of finite Reynolds numbers on the Kolmogorov exponents, such as the work by Effinger and Grossmann [10], Barenblatt and Chorin [11], Qian [9], Gamard and George [12], and Lundgren [13]. All of these papers have something to say; but the last one is perhaps the most compelling, as it appears to offer a rigorous proof of the validity of K41 in the limit of infinite Reynolds number. This is reinforced by the author's comparison with the experimental results of Mydlarski and Warhaft [14].

The controversy surrounding K41 basically amounts to the following: intermittency corrections versus "finite Reynolds number effects." The former are expected to increase with

increasing Reynolds number and the latter to decrease. In time, direct numerical simulation (DNS) should establish the nature of high-Reynolds-number asymptotics, and so decide between the two. In the meantime, one would like to find some way of extracting the "signature" of this information from current simulations.

As is well known, one way of doing this is by extended self-similarity (ESS). The study of turbulence structure functions (e.g., see van Atta and Chen [15] and Anselmet, Gagne, Hopfinger, and Antonia [16]) was transformed in the mid 1990s by the introduction of ESS by Benzi and co-workers [17,18]. Their method of plotting results for $S_n(r)$ against $S_3(r)$, rather than against the separation r , showed extended regions of apparent scaling behavior even at low-to-moderate values of the Reynolds number, and was widely taken up by others, e.g., Fukayama, Oyamada, Nakano, Gotoh, and Yamamoto [19], Stolovitzky, Sreenivasan, and Juneja [20], Meneveau [21], Grossmann, Lohse, and Rech [22], and Sain, Manu, and Pandit [23]. A key feature of this work was the implication that corrections to the exponents of structure functions increase with increasing Reynolds number, which suggests that intermittency is the dominant effect. In the next section, we will explain ESS in more detail, in terms of how it relates to other ways of obtaining exponents.

II. STRUCTURE FUNCTIONS, EXPONENTS, AND ESS

In this section we discuss the various ways in which exponents are defined and measured. The longitudinal structure functions are defined as

$$S_n(r) = \langle \delta u_L^n(r) \rangle, \quad (1)$$

where the (longitudinal) velocity increment is given by

$$\delta u_L(r) = [\mathbf{u}(\mathbf{x} + \mathbf{r}, t) - \mathbf{u}(\mathbf{x}, t)] \cdot \hat{\mathbf{r}}. \quad (2)$$

Integration of the Kármán-Howarth equation (KHE) leads, in the limit of infinite Reynolds number, to the Kolmogorov "4/5" law, $S_3(r) = -(4/5)\epsilon r$. If the S_n , for $n \geq 4$, exhibit a range of power-law behavior, then, in general, and solely on

*wdm@ph.ed.ac.uk

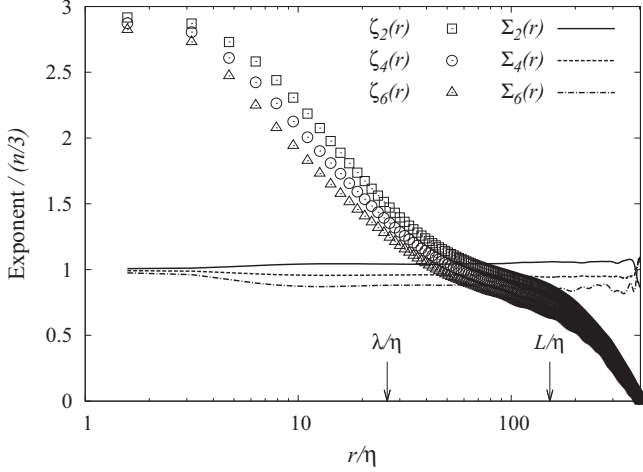


FIG. 1. Comparison of our values of local-slope exponents $\zeta_n(r)$ (symbols) given in (5) with our values of the ESS exponents $\Sigma_n(r)$ (lines) as calculated from Eq. (8), divided by $n/3$ to show their relationship to K41 exponents. Results are given for $n = 2, 4, 6$. Both sets of exponents were calculated from the real-space velocity field and are presented here for $R_\lambda = 177$. The separation, r , has been scaled on the dissipation scale, $\eta = (\nu_0^3/\varepsilon)^{1/4}$.

dimensional grounds, the structure functions of order n are expected to take the form

$$S_n(r) = C_n(\varepsilon r)^{n/3}. \quad (3)$$

Measurement of the structure functions has repeatedly found a deviation from the above dimensional prediction for the exponents. If the structure functions are taken to scale with exponents ζ_n , thus

$$S_n(r) \sim r^{\zeta_n}, \quad (4)$$

then it has been found [16,18] that the difference $\Delta_n = |n/3 - \zeta_n|$ is nonzero and increases with order n . Exponents ζ_n which differ from $n/3$ are often referred to as *anomalous exponents* [18].

In order to study the behavior of the exponents ζ_n , it is usual to make a log-log plot of S_n against r , and measure the local slope:

$$\zeta_n(r) = \frac{d \log S_n(r)}{d \log r}. \quad (5)$$

Following Fukayama *et al.* [19], the presence of a plateau when any $\zeta_n(r)$ is plotted against r indicates a constant exponent, and hence a scaling region. Yet, it is not until comparatively high Reynolds numbers are attained that such a plateau is found. Instead, as seen in Fig. 1 (symbols), even for the relatively large value of Reynolds number, $R_\lambda = 177$, a scaling region cannot be identified. (We note that Grossmann *et al.* [22] have argued that a *minimum* value of $R_\lambda \sim 500$ is needed for satisfactory direct measurement of local scaling exponents.)

The introduction of ESS relied on the fact that S_3 scales with $\zeta_3 = 1$ in the inertial range. Benzi *et al.* [17] argued that if

$$S_n(r) \sim [S_3(r)]^{\zeta_n^*}, \quad \text{with} \quad \zeta_n^* = \zeta_n/\zeta_3. \quad (6)$$

ζ_n^* should then be equivalent to ζ_n in the scaling region.

A practical difficulty led to a further step. The statistical convergence of odd-order structure functions is significantly slower than that for even orders, due to the delicate balance of positive and negative values involved in the former [19]. To overcome this, *generalized* structure functions, where the velocity difference is replaced by its modulus, have been introduced [17] (see also [19,20]),

$$G_n(r) = \langle |\delta u_L(r)|^n \rangle \sim r^{\zeta'_n}, \quad (7)$$

with scaling exponents ζ'_n . The fact that $S_3 \sim r$ in the inertial range does not rigorously imply that $G_3 \sim r$ in the same range. But, by plotting $G_3(r)$ against $|S_3(r)|$, Benzi *et al.* [18] showed that, for $R_\lambda = 225-800$, the third-order exponents satisfied $\zeta'_3 \simeq 1.006\zeta_3$. Hence it is now generally assumed that ζ'_n and ζ_n are equal (although Fig. 2 in Belin, Tabeling, and Willaime [24] implies some discrepancy at the largest length scales, and the authors note that the exponents ζ'_n and ζ_n need not be the same). Thus, by extension, G_3 with $\zeta'_3 = 1$, leads to

$$G_n(r) \sim [G_3(r)]^{\Sigma_n}, \quad \text{with} \quad \Sigma_n = \zeta'_n/\zeta'_3. \quad (8)$$

Benzi *et al.* [17] found that plotting their results on this basis gave a larger scaling region. This extended well into the dissipative length scales and allowed exponents to be more easily extracted from the data. Also, Grossmann *et al.* [22] state that the use of generalized structure functions is essential to take full advantage of ESS.

There is, however, an alternative to the use of generalized structure functions. This is the *pseudospectral method*. In using this for some of the present work, we followed the example of Qian [25,26], Tchoufag, Sagaut, and Cambon [27], and Bos, Chevillard, Scott, and Rubinstein [28], who obtained S_2 and S_3 from the energy and energy transfer spectra, respectively, by means of exact quadratures.

The organization of our own work in this paper is now as follows. We begin with a description of our DNS before illustrating ESS, using results from our own simulations, in Sec. IV, where we show that our results for ESS agree closely with those of other investigations [18,19]. These particular results were obtained in the usual way by direct convolution sums, using a statistical ensemble, and the generalized structure functions. In Sec. V we describe the theoretical basis for using the pseudospectral method [25–28], which includes a rigorous derivation of the forcing in the real-space energy balance equation. This is followed by the introduction of a scaling exponent in Sec. VI and a presentation of our numerical results for seven Taylor-scale Reynolds numbers spanning the range $101.3 \leq R_\lambda \leq 435.2$.

III. NUMERICAL METHOD

We used a pseudospectral DNS, with full dealiasing implemented by truncation of the velocity field according to the two-thirds rule [29]. Time advancement for the viscous term was performed exactly using an integrating factor, while the nonlinear term was stepped forward in time using Heun's method [30], which is a second-order predictor-corrector routine. Each simulation was started from a Gaussian-distributed random field with a specified energy spectrum, which followed k^4 for the low- k modes. Measurements were taken after the simulations had reached a stationary state. The system was

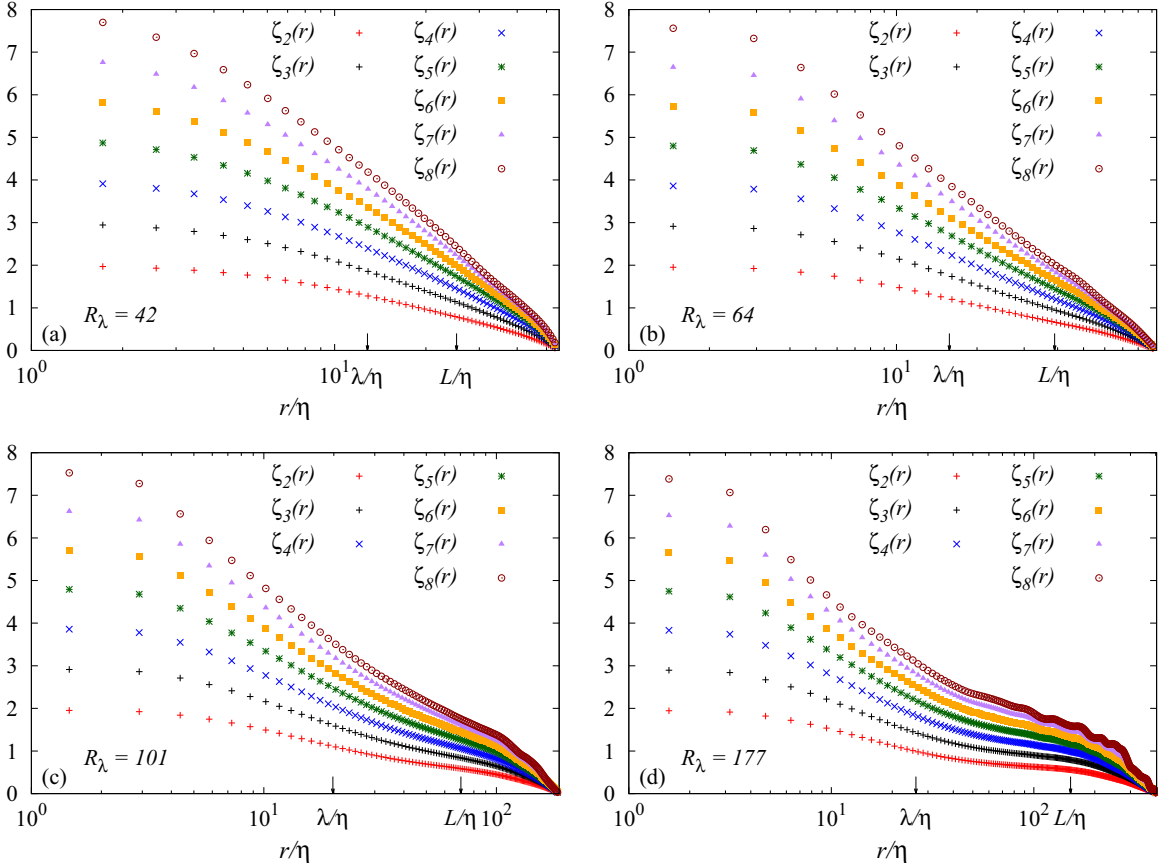


FIG. 2. (Color online) Local slopes $\zeta_n(r)$ of the structure functions $S_n(r)$ for $n = 2, \dots, 8$ from our DNS. The slopes are calculated using the structure functions evaluated in real space for Reynolds numbers $R_\lambda = 42, 64, 101$, and 177 . Note the absence of a scaling region in all cases.

forced by negative damping, with the Fourier transform of the force \mathbf{f} given by

$$\begin{aligned} \mathbf{f}(\mathbf{k}, t) &= (\varepsilon_W/2E_f)\mathbf{u}(\mathbf{k}, t) \quad \text{for } 0 < |\mathbf{k}| < k_f \\ &= 0 \quad \text{otherwise,} \end{aligned} \quad (9)$$

where $\mathbf{u}(\mathbf{k}, t)$ is the instantaneous velocity field (in wave-number space). The highest forced wave number, k_f , was chosen to be $k_f = 2.5k_{\min}$, where $k_{\min} = 2\pi/L_{\text{box}} = 1$ is the lowest resolved wave number. As E_f was the total energy contained in the forcing band, this ensured that the energy injection rate was $\varepsilon_W = \text{const}$. It is worth noting that any method of energy injection employed in the numerical simulation of isotropic turbulence is not experimentally realizable. The present method of negative damping has also been used in other investigations [31–34], albeit not necessarily such that ε_W is maintained constant (although note the theoretical analysis of this type of forcing by Doering and Petrov [35]). Also, note that the correlation between the force and the velocity is restricted to the very lowest wave numbers.

For each Reynolds number studied, we used the same initial spectrum and input rate ε_W . The only initial condition changed was the value assigned to the (kinematic) viscosity. Once the initial transient had passed, the velocity field was sampled every half a large-eddy turnover time, $\tau = L/U$, where L denotes the average integral scale and U the rms velocity. The ensemble populated with these sampled realizations

was used, in conjunction with the usual shell averaging, to calculate statistics. Simulations were run using lattices of size $128^3, 256^3, 512^3, 1024^3$, and 2048^3 , with corresponding Reynolds numbers ranging from $R_\lambda = 41.8$ up to 435.2 . The smallest wave number was $k_{\min} = 2\pi/L_{\text{box}} = 1$ in all simulations, while the maximum wave number satisfied $k_{\max}\eta \geq 1.30$ for all runs except one which satisfied $k_{\max}\eta \geq 1.01$, where η is the Kolmogorov dissipation length scale. The integral scale, L , was found to lie between $0.23L_{\text{box}}$ and $0.17L_{\text{box}}$. It can be seen in Fig. 2 of McComb, Hunter, and Johnston [36] that a small-scale resolution of $k_{\max}\eta > 1.6$ is desirable in order to capture the relevant dissipative physics. Evidently, this would restrict the attainable Reynolds number of the simulated flow, and the reference suggests that $k_{\max}\eta \geq 1.3$ would still be acceptable (containing $\sim 99.5\%$ of dissipative dynamics [37]). In contrast, at $k_{\max}\eta \simeq 1$ a non-negligible part of dissipation is not taken into account. Most high-resolution DNSs of isotropic turbulence try to attain Reynolds numbers as high as possible and thus opt for minimal resolution requirements. In this paper the simulations have been conducted following a more conservative approach, where the emphasis has been put on higher resolution, thus necessarily compromising to some extent on Reynolds number. Large-scale resolution has only relatively recently received attention in the literature. As mentioned above, the largest scales of the flow are smaller than a quarter of the simulation box size. Details of the individual runs are summarized in Table I.

TABLE I. Summary of the main parameters of our numerical simulations. The values quoted for the dissipation rate ε , the rms velocity U , and the integral scale L are ensemble- and shell-averaged mean values, where the ensembles have been populated with snapshots of the steady-state velocity field taken every half large eddy turnover time. M counts individual realizations used to calculate ESS exponents for those runs for which the ESS method has been performed, not the size of the ensemble used for calculating statistics.

R_λ	ν_0	N	ε	U	L/L_{box}	$k_{\text{max}}\eta$	M
42.5	0.01	128	0.094	0.581	0.23	2.34	101
64.2	0.005	128	0.099	0.607	0.21	1.37	101
101.3	0.002	256	0.099	0.607	0.19	1.41	101
113.3	0.0018	256	0.100	0.626	0.20	1.31	
176.9	0.00072	512	0.102	0.626	0.19	1.31	15
203.7	0.0005	512	0.099	0.608	0.18	1.01	
217.0	0.0005	1024	0.100	0.630	0.19	2.02	
276.2	0.0003	1024	0.100	0.626	0.18	1.38	
335.2	0.0002	1024	0.102	0.626	0.18	1.01	
435.2	0.00011	2048	0.102	0.614	0.17	1.30	

Our simulations have been well validated by means of extensive and detailed comparison with the results of other investigations. Further details of the performance of our code including verification of isotropy may be found in the thesis by Yoffe [37], along with values for the Kolmogorov constant and velocity-derivative skewness; and a direct comparison with the freely available pseudospectral code `hit3d` [38,39]. Furthermore, our data reproduce the characteristic behavior for the plot of the dimensionless dissipation rate C_ε against R_λ [40], and agree closely with other representative results in the literature, such as the work by Wang, Chen, Brasseur, and Wyngaard [41], Cao, Chen, and Doolen [42], Gotoh, Fukayama, and Nakano [43], Kaneda, Ishihara, Yokokawa, Itakura, and Uno [33], Donzis, Sreenivasan, and Yeung [44], and Yeung, Donzis, and Sreenivasan [45], although there are some differences in forcing methods.

IV. REAL-SPACE CALCULATION OF THE STRUCTURE FUNCTIONS AND ESS

In order to calculate the structure functions in real space, we calculate the longitudinal correlation of one lattice site with all other sites,

$$S_n(r) = \frac{1}{3N^3} \sum_{\mathbf{x}} [(u_x(\mathbf{x} + r\mathbf{e}_x) - u_x(\mathbf{x}))^n + (u_y(\mathbf{x} + r\mathbf{e}_y) - u_y(\mathbf{x}))^n + (u_z(\mathbf{x} + r\mathbf{e}_z) - u_z(\mathbf{x}))^n], \quad (10)$$

for each realization. The results are subsequently ensemble-averaged over many realizations.

Figure 2 shows the calculated standard local slopes for four different Reynolds numbers $R_\lambda = 42, 64, 101, \text{ and } 177$. A plateau would indicate a constant exponent, that is a scaling region, but the figure does not show the formation of plateaus for these Reynolds numbers, implying that there is no scaling region.

If, in contrast the generalized structure functions are used to evaluate the local slopes Σ_n as defined in (8), scaling

TABLE II. Measurement of the scaling exponents from our DNS data using ESS. For purposes of comparison, we also show the values predicted from dimensional analysis (referred to as ‘‘K41 theory’’), along with results from Fukayama *et al.* [19], Gotoh *et al.* [43], and Benzi *et al.* [18].

R_λ	Σ_2	Σ_4	Σ_5	Σ_6	Σ_7	Σ_8	Source
	0.667	1.333	1.667	2.000	2.333	2.667	K41 theory
42.5	0.690	1.287	1.551	1.796	2.023	2.234	Our DNS, Σ_n
64.2	0.692	1.284	1.544	1.783	2.002	2.201	
101.3	0.692	1.283	1.544	1.785	2.008	2.215	
176.9	0.694	1.279	1.533	1.762	1.967	2.151	
70	0.690	1.288	1.555	1.804	2.037	2.254	DNS [19], Σ_n
125	0.692	1.284	1.546	1.788	2.011	2.217	
381	0.709	1.30	1.56	1.79	1.99	2.18	DNS [43], ζ_n
460	0.701	1.29	1.54	1.77	1.98	2.17	
800	0.70	1.28	1.54	1.78	2.00	2.23	Expt. [18], Σ_n

regions are obtained and thus the ESS scaling exponents can be measured. As shown in Fig. 3, extended plateaus for each order of generalized structure function are observed, which reach well into the dissipation scales where we do not expect power-law behavior. Since $S_n \sim r^n$ as $r \rightarrow 0$, we note that $\Sigma_n(r) \rightarrow n/3$ as $r \rightarrow 0$. It should be borne in mind that this K41-type behavior is an artifact of ESS, as has been pointed out before [18,46,47]. ESS exponents obtained from our calculations are shown to be consistent with relevant results from the literature in Table II.

V. SPECTRAL METHODS

The use of spectral methods to calculate the structure functions is known in the literature through the work by Bos *et al.* [28], Tchoufag *et al.* [27], and Qian [25,26]. We will now briefly explain the reason for doing it this way.

Since the calculation of correlation and structure functions in real space requires a convolution in which the correlation of each site with every other (longitudinal) site needs to be measured, moving to large lattice sizes in order to reach larger Reynolds numbers results in a significant increase in computational workload. In addition, the number of realizations required to generate the ensemble takes both longer to produce and occupies substantially more storage space. In order to reach higher Reynolds numbers we have therefore used spectral expressions for the correlation and structure functions. Real-space quantities are then calculated by Fourier transforming the appropriate spectral density. For example, the two-point correlation tensor may be found using

$$C_{\alpha\beta}(\mathbf{r}) = \int d^3k \langle u_\alpha(\mathbf{k}) u_\beta^*(\mathbf{k}) \rangle e^{i\mathbf{k}\cdot\mathbf{x}}. \quad (11)$$

The assumption of isotropy then allows the transformation for the calculation of the isotropic correlation function to be reduced to

$$C(r) = \frac{1}{2} C_{\alpha\alpha}(\mathbf{r}) = \int dk E(k) \frac{\sin kr}{kr}. \quad (12)$$

The real-space correlation tensor $C_{\alpha\beta}(\mathbf{r})$, when written as a spatial average instead of an ensemble average (assuming

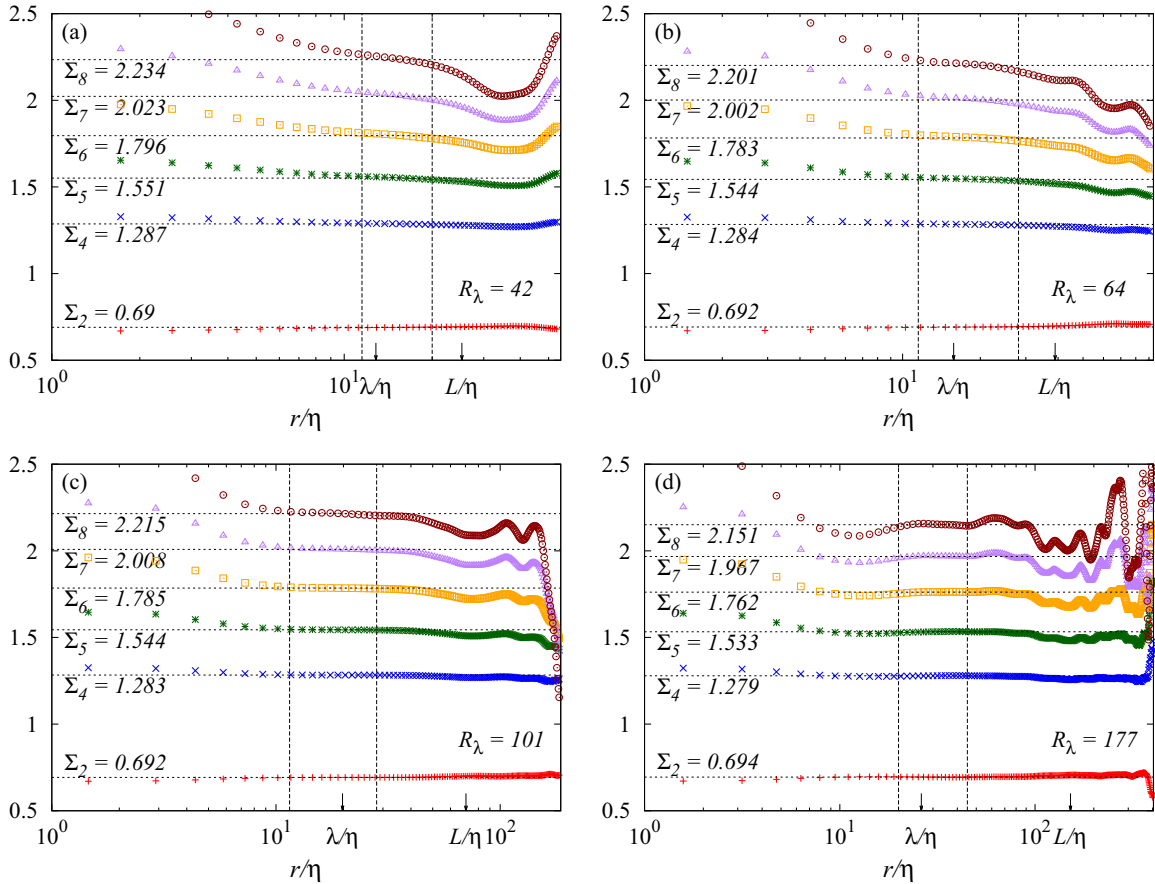


FIG. 3. (Color online) Same results as in Fig. 2 evaluated using the ESS method for structure functions calculated in real space. The vertical lines indicate the scaling region used to evaluate the scaling exponent, Σ_n .

ergodicity, as is the usual practice), is a convolution

$$C_{\alpha\beta}(\mathbf{r}) = \lim_{V \rightarrow \infty} \frac{1}{V} \int_V d\mathbf{x} u_\alpha(\mathbf{x}) u_\beta(\mathbf{x} + \mathbf{r}), \quad (13)$$

of the velocity components u_α and u_β . In a similar manner to the standard pseudospectral DNS technique, that is switching to real space in order to calculate the nonlinear term and to avoid the convolution in Fourier space [37], this approach replaces the convolution in real space with a Fourier transform of *local* Fourier-space spectra. Furthermore, the shell-averaged spectra require substantially less in the way of storage and processing capabilities than real-space ensembles.

The derivations of the spectral representation of the second- and third-order structure functions are given in Appendix A, leading to

$$S_2(r) = 4 \int_0^\infty dk E(k) a(kr) \quad (14)$$

and

$$S_3(r) = 6C_{LL,L}(r) = 12 \int_0^\infty dk \frac{T(k)}{k^2} \frac{\partial a(kr)}{\partial r}, \quad (15)$$

where

$$a(x) = \frac{1}{3} - \frac{\sin x - x \cos x}{x^3}, \quad (16)$$

in agreement with Bos *et al.* [28]. The local slopes ζ_n can now be found by taking derivatives of the spectral forms for the structure functions,¹ as shown in further detail in Appendix A.

The spectral approach has the consequence that we are now evaluating the *conventional* structure functions $S_n(r)$, rather than the *generalized* structure functions, $G_n(r)$, as commonly used (including by us) for ESS. Before proceeding to the calculation of the scaling exponents, we will now discuss the effects of finite forcing and the calculation of viscous corrections to the second- and third-order structure functions, and subsequently validate the pseudospectral approach by comparing results for the spectrally obtained second- and third-order structure functions to corresponding real-space results.

A. Effects of finite forcing on the structure functions

The pseudospectral method can also be used to calculate the corrections due to finite forcing on the structure functions. The second- and third-order structure functions are related by energy conservation, that is in real space by the

¹Currently this is only possible for $S_2(r)$ and $S_3(r)$, as the spectral expressions for the higher-order structure functions have not been derived yet.

Kármán-Howarth equation

$$-\frac{3}{2} \frac{\partial U^2}{\partial t} = -\frac{3}{4} \frac{\partial S_2}{\partial t} - \frac{1}{4r^4} \frac{\partial}{\partial r} (r^4 S_3) + \frac{3\nu_0}{2r^4} \frac{\partial}{\partial r} \left(r^4 \frac{\partial S_2}{\partial r} \right), \quad (17)$$

where $(3/2)\partial U^2/\partial t = \partial E/\partial t = -\varepsilon_D$, with ε_D denoting the decay rate. For decaying turbulence the decay rate equals the dissipation rate ε , that is $\varepsilon_D = \varepsilon$. For stationary turbulence $\varepsilon_D = 0$, and the dissipation rate then has to be equal to the energy input rate, that is $\varepsilon = \varepsilon_W$, where ε_W denotes the energy input rate, and the time-dependent S_2 term vanishes. There is, however, a further complication. Replacing the dissipation rate ε with the energy input rate ε_W , we see that the dissipation rate is acting as an input. In the K41 theory, we have an equivalence between the inertial transfer, dissipation, and input rates, in the infinite Reynolds number limit. However, in using ε ($= \varepsilon_W$) as the input, it has been implicitly assumed that the forcing does not depend on the scale r . This is in general not the case, and as such some method for accounting for the effects of (finite) forcing (i.e., $\text{Re} < \infty$) must be introduced. Various proposals have been put forward, mainly through the inclusion of corrections to the KHE. These are discussed in Appendix B. An alternative treatment containing the exact energy input is given in the following section.

1. KHE derived from the Fourier space energy balance

Instead of including a correction term in the KHE for forced turbulence, the effect of finite forcing can be calculated exactly using the spectral approach. We begin with the energy balance equation in spectral space (nowadays referred to as the Lin equation [40,48])

$$\frac{\partial E(k,t)}{\partial t} = T(k,t) - 2\nu_0 k^2 E(k,t) + W(k,t), \quad (18)$$

where $W(k,t)$ is the work spectrum of the stirring forces and thus contains the relevant information about the forcing. In order to obtain the energy balance equation in real space including the effects of (finite) forcing, we assume isotropy, take the Fourier transform of the Lin equation, and use the definitions of the structure functions S_2 and S_3 in order to obtain the energy balance equation in real space (the KHE) relating S_2 and S_3

$$\frac{\partial U^2}{\partial t} - \frac{1}{2} \frac{\partial S_2(r)}{\partial t} = \frac{1}{6r^4} \frac{\partial}{\partial r} (r^4 S_3(r)) - \frac{\nu_0}{r^4} \frac{\partial}{\partial r} \left(r^4 \frac{\partial S_2(r)}{\partial r} \right) + \frac{2}{3} I(r,t), \quad (19)$$

where the input term $I(r,t)$ is defined as

$$I(r,t) = \frac{3}{r^3} \int_0^r dy y^2 W(y,t), \quad (20)$$

and $W(y,t)$ is the (three-dimensional) Fourier transform of the work spectrum $W(k,t)$. A detailed derivation of this equation from the Lin equation (18) can be found in Appendix C.

In order to write (19) in terms of energy loss, we multiply by $-3/2$ on both sides and obtain

$$\varepsilon_D = -\frac{3}{4} \frac{\partial S_2(r)}{\partial t} - \frac{1}{4r^4} \frac{\partial}{\partial r} (r^4 S_3(r)) + \frac{3\nu_0}{2r^4} \frac{\partial}{\partial r} \left(r^4 \frac{\partial S_2(r)}{\partial r} \right) - I(r,t). \quad (21)$$

This is now the general form of the KHE including the effects of general, unspecified forcing. For the case of free decay, $\varepsilon_D = \varepsilon$ and the input term $I(r,t) = 0$, which leads to the well-known KHE for free decay. On the other hand, for the stationary case $\varepsilon_D = 0$, $\partial S_2/\partial t = 0$ and the input term is independent of time $I(r,t) = I(r)$; thus

$$I(r) = -\frac{1}{4r^4} \frac{\partial}{\partial r} (r^4 S_3(r)) + \frac{3\nu_0}{2r^4} \frac{\partial}{\partial r} \left(r^4 \frac{\partial S_2(r)}{\partial r} \right). \quad (22)$$

This derivation shows that the dissipation rate should *not* be present in the KHE for stationary turbulence with finite forcing. Only for the limit of $\delta(\mathbf{k})$ forcing do we obtain $I(r) = \varepsilon_W = \varepsilon$ and hence recover the dissipation rate as an *input* term.

In contrast to previous attempts to include the effects of forcing into the KHE, we do not approximate the work term. Instead, we use full information of this term as supplied by the work spectrum. In this way an explicit form for the actual energy input by the stirring forces can be calculated, as we shall now show. By integrating (22) with respect to r one obtains

$$S_3(r) = X(r) + 6\nu_0 \frac{\partial S_2}{\partial r}, \quad (23)$$

with the input due to finite forcing

$$X(r) = -\frac{4}{r^4} \int_0^r dy y^4 I(y) \quad (24)$$

evaluated using the spectral method

$$X(r) = -12r \int_0^\infty dk W(k) \times \left[\frac{3 \sin kr - 3kr \cos kr - (kr)^2 \sin kr}{(kr)^5} \right]. \quad (25)$$

Note that $X(r)$ is not a correction to K41, as used in previous studies. Instead, it replaces the erroneous use of the dissipation rate and contains all the information of the energy input at all scales. In the limit of $\delta(\mathbf{k})$ forcing, $I(y) = \varepsilon_W = \varepsilon$, such that $X(r) = -4\varepsilon r/5$, giving K41 in the infinite Reynolds number limit.

B. Real-space versus spectral structure functions

Results from pseudospectral calculations of the structure functions were compared to real-space ensemble averaged results for $R_\lambda = 101$ and $R_\lambda = 177$. As can be seen in Fig. 4, agreement for $S_2(r)$ is very good for all r . For $S_3(r)$ we observe good agreement for small r , but the curves diverge at large r . This could be due to DNS data being periodic in $L_{\text{box}} = 2\pi$. Since $S_3(r)$ is an odd function of r , it must go to zero in the center of the domain. The pseudospectral method, however, involves a (weighted) superposition of damped oscillating functions which does not necessarily require that $S_3(L_{\text{box}}/2) = 0$. Figure 5 shows the compensated second- and third-order

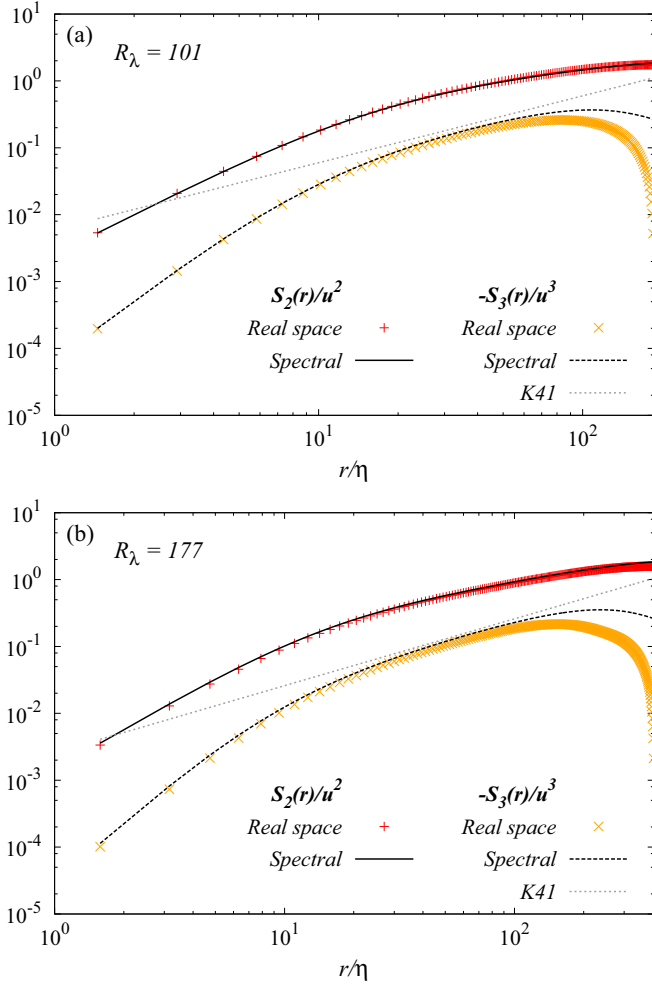


FIG. 4. (Color online) Comparison of second- and third-order (scaled) structure functions calculated from the real-space ensembles and from energy and transfer spectra for two different Reynolds numbers. The agreement for S_2 is good at all scales, while for S_3 the results from real-space and spectral space calculations diverge at the large scales.

structure function calculated from real-space ensembles for the Taylor-scale Reynolds number range $43 \leq R_\lambda \leq 177$. This may be compared to Fig. 3(b) in the paper by Ishihara, Gotoh, and Kaneda [49].

C. Spectral calculation from DNS

The pseudospectral method was used to calculate structure functions for $R_\lambda = 101, 113$, and also for the higher Reynolds number range $177 \leq R_\lambda \leq 435$, which can be seen in Fig. 6, where the arrows indicate the direction of increasing Reynolds number. The lower horizontal dotted line in the picture indicates K41 scaling for the third-order structure function, while the upper horizontal line indicates our measured value $C_{K,S_2} = 2.07$ for the prefactor C_{K,S_2} of the second-order structure function. The prefactor C_{K,S_2} is related to the prefactor $C_{K,E_{LL}}$ of the longitudinal energy spectrum $E_{LL}(k)$ by $C_{K,S_2} = 4.02C_{K,E_{LL}}$ [50], which has been measured by Sreenivasan [51] to be $C_{K,E_{LL}} = 0.53 \pm 0.055$. This results

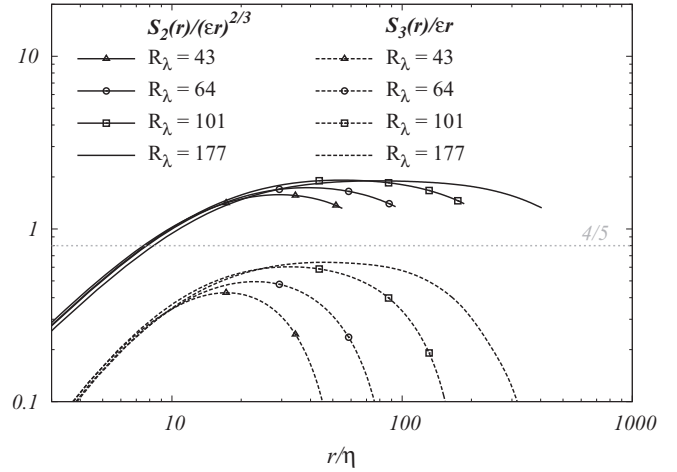


FIG. 5. Second- and third-order (scaled) structure functions, calculated from the real-space ensembles. This figure should be compared to Fig. 6. The comparison shows how the real-space results can be extended to higher Reynolds numbers using the spectral method.

in $C_{K,S_2} = 2.13 \pm 0.22$, compared to our measured value of $C_{K,S_2} = 2.07$. Comparison of Figs. 5 and 6 shows how the spectrally calculated results for the second- and third-order structure functions extend the real-space results to higher Reynolds numbers.

The viscous correction to the “four-fifths” law and to the exact input contribution $X(r)$ calculated by the spectral method are shown in Fig. 7 and Fig. 8, respectively, with the third-order structure function plotted for comparison. This is presented for our highest resolved simulation at $R_\lambda = 435.2$. Together with the viscous correction, the input $X(r)$ given in (25) can be seen to account for differences between the third-order structure

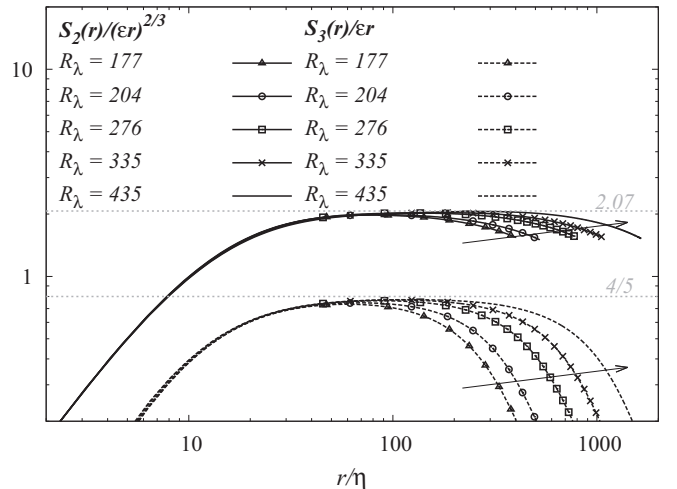


FIG. 6. Compensated second- and third-order (scaled) structure functions, calculated from energy and transfer spectra. The horizontal lines indicate K41 scaling, where the upper horizontal line indicates our measured value $C_{K,S_2} = 2.07$ for the prefactor C_{K,S_2} of the second-order structure function. The arrows indicate the direction of increasing Reynolds number, and one observes the formation of longer plateaus for both S_2 and S_3 with increasing Reynolds number indicating an approach to K41 scaling.

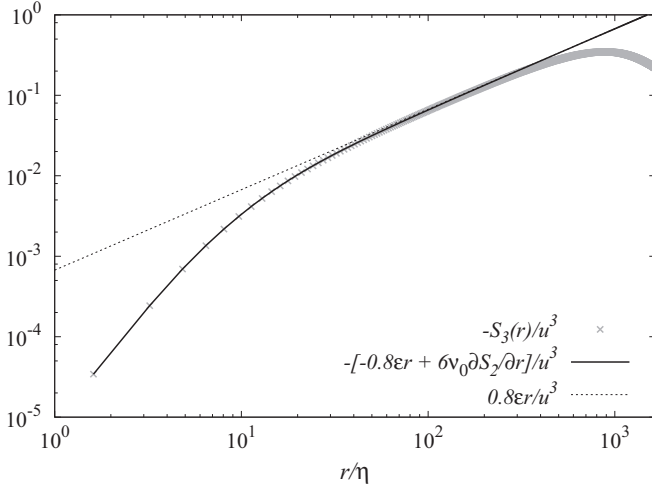


FIG. 7. Evaluation of the viscous correction to the “four-fifths” law for the third-order structure function using the spectral method, with $R_\lambda = 435.2$. The correction can be seen to account for the difference between the four-fifths law and DNS data at small scales.

function and the four-fifths law at all scales, as can be seen in Fig. 8. In contrast, Fig. 7 shows that the viscous correction alone only accounts for the difference between DNS data for the third-order structure function and K41 at the small scales, as expected, since at scales much smaller than the forcing scale the system becomes insensitive to the details of the (large-scale) forcing.

VI. LOCAL SCALING EXPONENT Γ_n

We now arrive at our proposal to introduce a local-scaling exponent Γ_n , which can be used to determine the ζ_n . We work with $S_n(r)$ and consider the quantity $|S_n(r)/S_3(r)|$. In

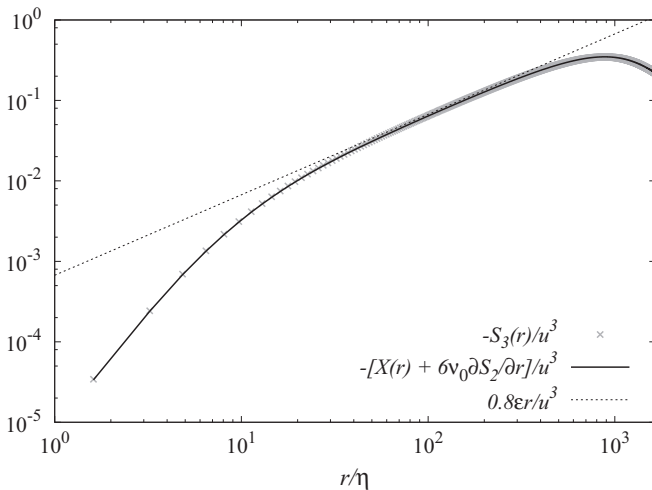


FIG. 8. Evaluation of the viscous correction to the input $X(r)$ (in place of the four-fifths law) for the third-order structure function. Calculations were performed using the spectral method, with $R_\lambda = 435.2$. The contributions can be seen to account for the differences between the four-fifths law and DNS data at all scales.

this procedure, the exponent Γ_n is defined by

$$\left| \frac{S_n(r)}{S_3(r)} \right| \sim r^{\Gamma_n}, \quad \text{where } \Gamma_n = \zeta_n - \zeta_3. \quad (26)$$

The definition of Γ_n is motivated by a long-established technique in experimental physics, where the effective experimental error can be reduced by plotting the ratio of two dependent variables: see, e.g., Chap. 3 in the well-known book by Bevington and Robinson on data analysis [52]. Of course this does not work in all cases, but only where the quantities are positively correlated, and we have verified that this is the case for S_2 and $|S_3|$.

The error in the measurement of the n th-order structure function can be expressed as

$$S_n(r) = [1 + \epsilon_n(r) + O(\epsilon_n^2)] \bar{S}_n(r), \quad (27)$$

where $\bar{S}_n(r)$ is the “true” value and $\epsilon_n(r)$ a measurement of the systematic error and considered small. Hence if $\epsilon_n(r) \sim \epsilon(r)$, then the ratio $|\frac{S_n(r)}{S_3(r)}|$ has an error proportional to the second order of a small quantity,

$$\frac{S_n(r)}{S_3(r)} = \frac{\bar{S}_n(r)}{\bar{S}_3(r)} [1 - \epsilon^2(r) + O(\epsilon^3)]. \quad (28)$$

For illustration purposes we assumed here that S_n and S_3 were perfectly correlated; note that for imperfect correlation there is still a reduction in error. The local slope now is found by considering $\Gamma_2(r) = \zeta_2(r) - \zeta_3(r)$. By once again assuming that $\zeta_3(r) = 1$, the local slope for the second-order structure function is found as $\Gamma_2(r) + 1 = \zeta_2(r)$.

A. Scaling exponents from spectra

The scaling exponent Γ_n , based on the conventional (as opposed to the *generalized*) structure functions $S_n(r)$, is compatible with spectral methods and has been tested for the case $n = 2$ in Fig. 9. The dimensionless quantity $U|S_2(r)/S_3(r)|$, where U is the rms velocity, is plotted against r/η , for three values of R_λ . Note that, since K41 predicts $\Gamma_2 = -1/3$, we have plotted a compensated form, in which we multiply the ratio by $(r/\eta)^{1/3}$, such that K41 scaling would correspond to a plateau. From the figure, we can see a trend towards K41 scaling as the Reynolds number is increased. Note that this figure also illustrates the ranges used to find values for our exponent Γ_2 , for the following cases. Γ_2 was fitted to the ranges $\lambda < r < c\lambda$, with $c = 2.0, 2.5, 2.6$, and 2.7 for $R_\lambda = 101, 217, 276$, and 435 , respectively.

Figure 10 summarizes the comparison between our results for our method of determining the second-order exponent and those based on ESS (our own and others [18,19]) or on direct measurement [43], in terms of their overall dependence on the Taylor-Reynolds number. In order to establish the form of the dependence of the exponents on Reynolds number, we fitted curves to the data points using the nonlinear-least-squares Marquardt-Levenberg algorithm, with the error quoted being one standard error. Using the data obtained from our method, we fitted a curve $\Gamma_2 + 1 = A + BR_\lambda^p$ to find the asymptotic value $A = 0.679 \pm 0.013$, which is consistent with the deviations from K41 scaling being finite Reynolds number effects. In order to compare this result with results obtained

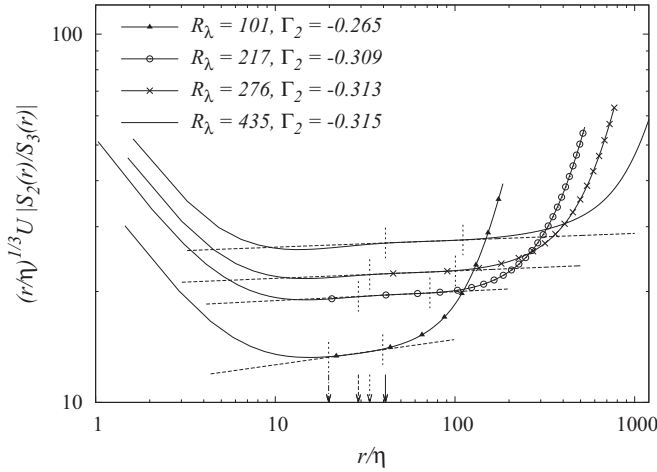


FIG. 9. Compensated ratio $(r/\eta)^{1/3} U |S_2(r)/S_3(r)|$ plotted against r and scaled on the dissipation scale, η . K41 scaling would correspond to a plateau. Arrows indicate λ/η , while the vertical dotted lines show the region used to fit each exponent. Note that the measured compensated slopes become flatter with increasing Reynolds number, pointing towards the deviation from Kolmogorov scaling being a finite Reynolds number effect.

by the ESS method, we fitted the curve $\Sigma_2 = C + DR_\lambda^q$ to our own data plus that of Fukayama *et al.* [19]. Evidently the two fitted curves show very different trends, with results for Σ_2 increasing with increasing Reynolds number, whereas $\zeta_2 = \Gamma_2 + 1$ decreases and approaches $2/3$ (within one standard error) as R_λ increases.

It should be emphasized that with both methods, that is ESS and our method, it is necessary to take $\zeta_3 = 1$ in the inertial range, in order to obtain the inertial-range value of either $\Sigma_2 = \zeta_2$ (by ESS) or $\Gamma_2 = \zeta_2 - 1$ (our method). For this

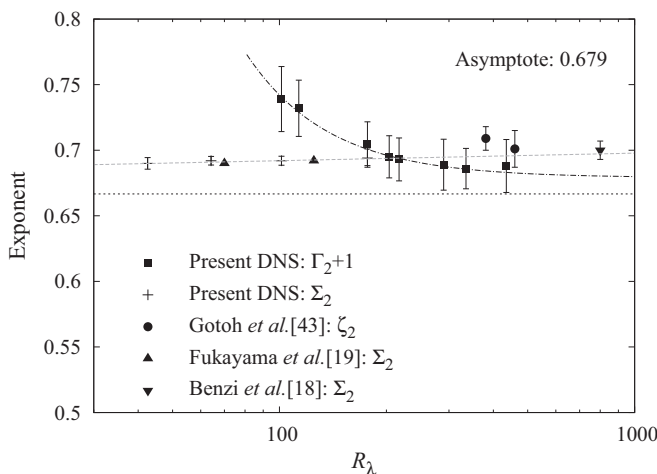


FIG. 10. Dependence of our exponent $\zeta_2 = \Gamma_2 + 1$ on Reynolds number, compared to measured ESS exponents denoted by Σ_2 from Fukayama *et al.* [19], Benzi *et al.* [18], and our DNS, as well as results for ζ_2 by Gotoh *et al.* [43]. The horizontal line indicates the K41 value of $2/3$. The dash-dot line indicates the fit to $\Gamma_2 + 1$, while the dashed line shows a fit to Σ_2 using our results and those of Fukayama *et al.* [19].

reason, we plot $\Gamma_2 + 1$, rather than Γ_2 in Fig. 10. An obvious difference between our proposed method and ESS is apparent as $r \rightarrow 0$. This is readily understood in terms of the regularity condition for the velocity field, which leads to $S_n(r) \sim r^n$ as $r \rightarrow 0$ [20,53]. This yields $\Gamma_n(r) + 1 \rightarrow n - 2$, whereas ESS gives $\Sigma_n(r) \rightarrow n/3$.

In this context it may be of interest to briefly discuss the experimental results of Mydlarski and Warhaft [14], who measured the exponent of the longitudinal energy spectrum for a range of Taylor-Reynolds numbers from $R_\lambda = 50$ to $R_\lambda = 473$, which is similar to the range of Taylor-Reynolds numbers studied in the present paper. The authors found the inertial-range exponent α of the longitudinal energy spectrum $E_{LL}(k)$ to depend on R_λ in the following way:

$$\alpha = -\frac{5}{3}(1 + 3.15R_\lambda^{-2/3}). \quad (29)$$

Hence $\alpha \rightarrow -5/3$ in the limit of infinite Reynolds number. Thus the results of Mydlarski and Warhaft support our result for the exponent of S_2 , since $\alpha \rightarrow -5/3$ implies $\zeta_2 \rightarrow 2/3$ as $R_\lambda \rightarrow \infty$.

VII. CONCLUSIONS

As we have said in the Introduction, the point at issue is essentially “intermittency corrections versus finite Reynolds number effects.” The former has received much more attention; but, in recent years, there has been a growing interest in studying finite Reynolds number effects, experimentally and by DNS, for the case of S_3 : see [27,43,54] and references therein. (Although we note that in this case the emphasis is on the prefactor rather than the exponent.)

Our result that $\zeta_2 = \Gamma_2 + 1 \rightarrow 2/3$ is an indication that anomalous values of ζ_2 are due to finite Reynolds number effects, consistent with the experimental results of Mydlarski *et al.* which point in the same direction. Previously it had been suggested by Barenblatt *et al.* that ESS could be interpreted in this way [46], but this was disputed by Benzi *et al.* [47].

There is much remaining to be understood about these matters and we suggest that our method of analyzing data can help. It should, of course, be noted that our use of S_3 (as evaluated by pseudospectral methods) rather than G_3 (as used with ESS), may also be a factor in our result. As a matter of interest, we conclude by noting that our analysis could provide a stimulus for further study of ESS and may lead to an understanding of the relationship between the two methods. It is also the case that the pseudospectral method could be used for the general study of higher-order structure functions, but this awaits the derivation of the requisite Fourier transforms.

ACKNOWLEDGMENTS

The authors would like to thank Matthew Salewski, who read a first draft and made many helpful suggestions. This work has made use of the resources provided by HECToR [55], made available through the Edinburgh Compute and Data Facility (ECDF) [56]. A.B. is supported by STFC; S.R.Y. and M.F.L. are funded by EPSRC.

APPENDIX A: DERIVATION OF THE SPECTRAL REPRESENTATION OF THE STRUCTURE FUNCTIONS

The second-order structure function can be derived from the relationship between the isotropic correlation function $C(r)$ and the energy spectrum $E(k)$, where

$$C(r) = \int_0^\infty dk E(k) \frac{\sin kr}{kr} \quad (\text{A1})$$

and

$$E(k) = \frac{2}{\pi} \int_0^\infty dr C(r) kr \sin kr, \quad (\text{A2})$$

as, e.g., in Batchelor [57], Eq. (3.4.15), p. 49. Equation (A1) can be used to derive a spectral expression for the longitudinal correlation function $C_{LL}(r)$, since $C(r)$ and $C_{LL}(r)$ are related through

$$C(r) = \frac{1}{2r^2} \frac{\partial}{\partial r} [r^3 C_{LL}(r)], \quad (\text{A3})$$

which can be integrated to give

$$C_{LL}(r) = \frac{2}{r^3} \int_0^r dy y^2 C(y). \quad (\text{A4})$$

Now the integral over y is done analytically to obtain

$$C_{LL}(r) = 2 \int_0^\infty dk E(k) \left[\frac{\sin kr - kr \cos kr}{(kr)^3} \right], \quad (\text{A5})$$

as in Monin and Yaglom [50], Vol. 2, Eq. (12.75). The spectral expression for the second-order structure function is now readily seen to be

$$\begin{aligned} S_2(r) &= 2U^2 - 2C_{LL}(r) \\ &= 2 \underbrace{\frac{2}{3} \int_0^\infty dk E(k)}_{U^2} \\ &\quad - 4 \int_0^\infty dk E(k) \left[\frac{\sin kr - kr \cos kr}{(kr)^3} \right], \end{aligned} \quad (\text{A6})$$

which can be written in a more concise form

$$S_2(r) = 4 \int_0^\infty dk E(k) a(kr), \quad (\text{A7})$$

using

$$a(x) = \frac{1}{3} - \frac{\sin x - x \cos x}{x^3}. \quad (\text{A8})$$

Note that $a(0) = 0$ since

$$\lim_{x \rightarrow 0} \frac{\sin x - x \cos x}{x^3} = \frac{1}{3}. \quad (\text{A9})$$

Similarly, the spectral expression for the third-order structure function can be derived from the relationship between the isotropic third-order correlation function and the transfer spectrum

$$\begin{aligned} &\frac{1}{2} \left(3 + r \frac{\partial}{\partial r} \right) \left(\frac{\partial}{\partial r} + \frac{4}{r} \right) C_{LL,L}(r) \\ &= \frac{1}{2r^2} \frac{\partial}{\partial r} \left[\frac{1}{r} \frac{\partial}{\partial r} (r^4 C_{LL,L}(r)) \right] = \int_0^\infty dk T(k) \frac{\sin kr}{kr}, \end{aligned} \quad (\text{A10})$$

as in, e.g., Batchelor [57], Eq. (5.5.14), p. 101, where Batchelor's $K(r)$ corresponds to $(1/r^4)(\partial/\partial r)r^4 C_{LL,L}(r)$ in our notation. After integrating by parts (with respect to r) one obtains

$$\begin{aligned} C_{LL,L}(r) &= 2r \int_0^\infty dk T(k) \\ &\quad \times \left[\frac{3 \sin kr - 3kr \cos kr - (kr)^2 \sin kr}{(kr)^5} \right] \end{aligned} \quad (\text{A11})$$

$$= 2 \int_0^\infty dk \frac{T(k)}{k^2} \frac{\partial a(kr)}{\partial r}. \quad (\text{A12})$$

See, e.g., Monin and Yaglom [50], Vol. 2, Eq. (12.141'''). The spectral expression for the third-order structure function follows directly:

$$S_3(r) = 6C_{LL,L}(r) = 12 \int_0^\infty dk \frac{T(k)}{k^2} \frac{\partial a(kr)}{\partial r}. \quad (\text{A13})$$

The local slopes ζ_2 and ζ_3 can now be found by taking derivatives of the spectral forms for the structure functions

$$\begin{aligned} \zeta_2(r) &= \frac{r}{S_2(r)} \frac{\partial S_2(r)}{\partial r} = \frac{4r}{S_2(r)} \int_0^\infty dk E(k) \frac{\partial a(kr)}{\partial r} \\ &= \frac{4}{S_2(r)} \int_0^\infty dk E(k) \\ &\quad \times \left[\frac{3 \sin kr - 3kr \cos kr - (kr)^2 \sin kr}{(kr)^3} \right], \end{aligned} \quad (\text{A14})$$

$$\begin{aligned} \zeta_3(r) &= \frac{r}{S_3(r)} \frac{\partial S_3(r)}{\partial r} = \frac{12r}{S_3(r)} \int_0^\infty dk \frac{T(k)}{k^2} \frac{\partial^2 a(kr)}{\partial r^2} \\ &= \frac{12r}{S_3(r)} \int_0^\infty dk T(k) \\ &\quad \times \left[\frac{(5(kr)^2 - 12) \sin kr - ((kr)^2 - 12)kr \cos kr}{(kr)^5} \right]. \end{aligned} \quad (\text{A15})$$

APPENDIX B: PREVIOUS ATTEMPTS TO INCLUDE THE EFFECTS OF FORCING IN STUDIES OF THE STRUCTURE FUNCTIONS

Gotoh *et al.* [43] studied a ‘‘generalized’’ KHE equation defined through their equation (27), which is rewritten here as

$$\varepsilon = -\frac{1}{4r^4} \frac{\partial}{\partial r} (r^4 S_3) + \frac{3\nu_0}{2r^4} \frac{\partial}{\partial r} \left(r^4 \frac{\partial S_2}{\partial r} \right) + \frac{3}{4r} I_G(r), \quad (\text{B1})$$

with the input defined from their equation (28) in terms of our input term, $I(r)$, as

$$\begin{aligned} I_G(r) &= 4r \int_0^\infty dk W(k) \left[\frac{1}{3} - \frac{\sin kr - kr \cos kr}{(kr)^3} \right] \\ &= \frac{4r}{3} (\varepsilon_W - I(r)). \end{aligned} \quad (\text{B2})$$

Gotoh *et al.* retain the dissipation rate in the KHE, despite its origin as $\partial U^2/\partial t = 0$ for forced turbulence. They then find a correction in order to compensate for the retained dissipation rate, which also includes the work done by the stirring forces. Note that $\varepsilon = \varepsilon_W$ cancels on both sides of the equation. The correction is then approximated, since the forcing is confined to low wave numbers

$$I_G(r) \simeq \frac{2}{15} \varepsilon_W K^2 r^3, \quad (\text{B3})$$

where

$$K^2 = \frac{\int_0^\infty dk k^2 W(k)}{\int_0^\infty dk W(k)} = \frac{1}{\varepsilon_W} \int_0^\infty dk k^2 W(k). \quad (\text{B4})$$

This approximation is plotted in Fig. 13 of [43], and can be seen to give good agreement to DNS data for most scales. It is also used to express $S_3(r)$ in terms of S_2 ,

$$S_3(r) = -\frac{4\varepsilon r}{5} + 6\nu_0 \frac{\partial S_2}{\partial r} + \frac{2}{35} \varepsilon_W K^2 r^3, \quad (\text{B5})$$

as shown in (their) Fig. 11. This approach has also been discussed in Kaneda *et al.* [58].

Sirovich *et al.* [53] use

$$S_3(r) = -\frac{4\varepsilon r}{5} + 6\nu_0 \frac{\partial S_2}{\partial r} + \frac{6}{r^4} \int_0^r dy y^4 \langle \delta u_L(y) \delta f_L(y) \rangle, \quad (\text{B6})$$

where the longitudinal force increment is defined [in a similar manner to $\delta u_L(r)$] as

$$\delta f_L(r) = [\mathbf{f}(\mathbf{x} + \mathbf{r}) - \mathbf{f}(\mathbf{x})] \cdot \hat{\mathbf{r}}. \quad (\text{B7})$$

This approach also retains the dissipation rate alongside a correction term. The integral in (B6) is approximated to give

$$S_3(r) \simeq -\frac{4\varepsilon r}{5} + 6\nu_0 \frac{\partial S_2}{\partial r} + \frac{2}{7} \varepsilon k_0^2 r^3, \quad (\text{B8})$$

with k_0 the forcing wave number. This can be compared to (B5) for the result obtained by Gotoh *et al.*

APPENDIX C: DERIVATION OF THE KHE FROM THE FOURIER SPACE ENERGY BALANCE

In order to obtain the energy balance equation in real space including the effects of (finite) forcing, we assume isotropy and take the Fourier transform of the Lin

equation (18)

$$\begin{aligned} & \frac{\partial}{\partial t} \int_0^\infty dk E(k,t) \frac{\sin kr}{kr} \\ &= \int_0^\infty dk T(k,t) \frac{\sin kr}{kr} - 2\nu_0 \int_0^\infty dk k^2 E(k,t) \frac{\sin kr}{kr} \\ &+ \int_0^\infty dk W(k,t) \frac{\sin kr}{kr}. \end{aligned} \quad (\text{C1})$$

For the work term we obtain

$$\begin{aligned} W(r,t) &= \int_0^\infty dk W(k,t) \frac{\sin kr}{kr} \\ &= \frac{1}{2} [\langle u_\alpha(\mathbf{x}) f_\alpha(\mathbf{x} + \mathbf{r}) \rangle + \langle f_\alpha(\mathbf{x}) u_\alpha(\mathbf{x} + \mathbf{r}) \rangle]. \end{aligned} \quad (\text{C2})$$

For the dissipation term, note that

$$\begin{aligned} & \left(\frac{2}{r} + \frac{\partial}{\partial r} \right) \frac{\partial}{\partial r} \int_0^\infty dk E(k,t) \frac{\sin kr}{kr} \\ &= - \int_0^\infty dk k^2 E(k,t) \frac{\sin kr}{kr}, \end{aligned} \quad (\text{C3})$$

thus, using (A10) and (A1), we obtain for the energy balance equation in real space

$$\begin{aligned} \frac{\partial C(r)}{\partial t} &= \frac{1}{2r^2} \frac{\partial}{\partial r} \left[\frac{1}{r} \frac{\partial}{\partial r} (r^4 C_{LL,L}(r)) \right] \\ &+ \frac{2\nu_0}{r^2} \frac{\partial}{\partial r} \left(r^2 \frac{\partial C(r)}{\partial r} \right) + W(r,t). \end{aligned} \quad (\text{C4})$$

By using the relation (A3) between $C(r)$ and $C_{LL}(r)$, multiplying by $2r^2$ integrating once over r , and finally dividing by r^3 , we obtain the KHE in terms of the longitudinal correlation functions

$$\begin{aligned} \frac{\partial C_{LL}(r)}{\partial t} &= \frac{1}{r^4} \frac{\partial}{\partial r} (r^4 C_{LL,L}(r)) + \frac{2\nu_0}{r^4} \frac{\partial}{\partial r} \left(r^4 \frac{\partial C_{LL}(r)}{\partial r} \right) \\ &+ \frac{2}{r^3} \int_0^r dy y^2 W(y,t). \end{aligned} \quad (\text{C5})$$

Now we can insert the definitions of the structure functions and arrive at the KHE relating S_2 and S_3

$$\begin{aligned} \frac{\partial U^2}{\partial t} - \frac{1}{2} \frac{\partial S_2(r)}{\partial t} &= \frac{1}{6r^4} \frac{\partial}{\partial r} (r^4 S_3(r)) - \frac{\nu_0}{r^4} \frac{\partial}{\partial r} \left(r^4 \frac{\partial S_2(r)}{\partial r} \right) \\ &+ \frac{2}{3} I(r,t), \end{aligned} \quad (\text{C6})$$

where the input term $I(r,t)$ is defined as

$$I(r,t) = \frac{3}{r^3} \int_0^r dy y^2 W(y,t). \quad (\text{C7})$$

- [1] A. N. Kolmogorov, C. R. Acad. Sci. URSS **30**, 301 (1941).
 [2] A. N. Kolmogorov, C. R. Acad. Sci. URSS **32**, 16 (1941).
 [3] A. N. Kolmogorov, *J. Fluid Mech.* **13**, 82 (1962).
 [4] U. Frisch, *Turbulence: The Legacy of A. N. Kolmogorov* (Cambridge University Press, Cambridge, UK, 1995).

- [5] G. Boffetta, A. Mazzino, and A. Vulpiani, *J. Phys. A: Math. Theor.* **41**, 363001 (2008).
 [6] R. H. Kraichnan, *J. Fluid Mech.* **62**, 305 (1974).
 [7] P. G. Saffman, in *Structure and Mechanisms of Turbulence II*, edited by H. Fiedler, Lecture Notes in Physics Vol. 76 (Springer-Verlag, Berlin, 1977), pp. 273–306.

- [8] K. R. Sreenivasan, *Rev. Mod. Phys.* **71**, S383 (1999).
- [9] J. Qian, *Phys. Rev. Lett.* **84**, 646 (2000).
- [10] H. Effinger and S. Grossmann, *Z. Phys. B* **66**, 289 (1987).
- [11] G. I. Barenblatt and A. J. Chorin, *SIAM Rev.* **40**, 265 (1998).
- [12] S. Gamard and W. K. George, *Flow Turbul. Combust.* **63**, 443 (1999).
- [13] T. S. Lundgren, *Phys. Fluids* **14**, 638 (2002).
- [14] L. Mydlarski and Z. Warhaft, *J. Fluid Mech.* **320**, 331 (1996).
- [15] C. W. van Atta and W. Y. Chen, *J. Fluid Mech.* **44**, 145 (1970).
- [16] F. Anselmet, Y. Gagne, E. J. Hopfinger, and R. A. Antonia, *J. Fluid Mech.* **140**, 63 (1984).
- [17] R. Benzi, S. Ciliberto, R. Tripiccion, C. Baudet, F. Massaioli, and S. Succi, *Phys. Rev. E* **48**, R29 (1993).
- [18] R. Benzi, S. Ciliberto, C. Baudet, and G. R. Chavarria, *Physica D (Amsterdam, Neth.)* **80**, 385 (1995).
- [19] D. Fukayama, T. Oyamada, T. Nakano, T. Gotoh, and K. Yamamoto, *J. Phys. Soc. Jpn.* **69**, 701 (2000).
- [20] G. Stolovitzky, K. R. Sreenivasan, and A. Juneja, *Phys. Rev. E* **48**, R3217 (1993).
- [21] C. Meneveau, *Phys. Rev. E* **54**, 3657 (1996).
- [22] S. Grossmann, D. Lohse, and A. Reeh, *Phys. Rev. E* **56**, 5473 (1997).
- [23] A. Sain, Manu, and R. Pandit, *Phys. Rev. Lett.* **81**, 4377 (1998).
- [24] F. Belin, P. Tabeling, and H. Willaime, *Physica D* **93**, 52 (1996).
- [25] J. Qian, *Phys. Rev. E* **55**, 337 (1997).
- [26] J. Qian, *Phys. Rev. E* **60**, 3409 (1999).
- [27] J. Tchoufag, P. Sagaut, and C. Cambon, *Phys. Fluids* **24**, 015107 (2012).
- [28] W. J. T. Bos, L. Chevillard, J. F. Scott, and R. Rubinstein, *Phys. Fluids* **24**, 015108 (2012).
- [29] S. A. Orszag, *J. Atmos. Sci.* **28**, 1074 (1971).
- [30] K. Heun, *Z. Math. Phys.* **45**, 23 (1900).
- [31] J. Jiménez, A. A. Wray, P. G. Saffman, and R. S. Rogallo, *J. Fluid Mech.* **255**, 65 (1993).
- [32] Y. Yamazaki, T. Ishihara, and Y. Kaneda, *J. Phys. Soc. Jpn.* **71**, 777 (2002).
- [33] Y. Kaneda, T. Ishihara, M. Yokokawa, K. Itakura, and A. Uno, *Phys. Fluids* **15**, L21 (2003).
- [34] Y. Kaneda and T. Ishihara, *J. Turbul.* **7**, 1 (2006).
- [35] C. R. Doering and N. P. Petrov, in *Progress in Turbulence*, edited by S. Barth, J. Peinke, A. Kittel, and M. Oberlack, Springer Proceedings in Physics Vol. 101 (Springer, Berlin, 2005), pp. 11–18.
- [36] W. D. McComb, A. Hunter, and C. Johnston, *Phys. Fluids* **13**, 2030 (2001).
- [37] S. R. Yoffe, Ph.D. thesis, University of Edinburgh, 2012. <http://arxiv.org/pdf/1306.3408v1.pdf>
- [38] S. G. Chumakov, *Phys. Fluids* **19**, 058104 (2007).
- [39] S. G. Chumakov, *Phys. Rev. E* **78**, 036313 (2008).
- [40] W. D. McComb, *Homogeneous, Isotropic Turbulence: Phenomenology, Renormalization and Statistical Closures* (Oxford University Press, New York, 2014).
- [41] L.-P. Wang, S. Chen, J. G. Brasseur, and J. C. Wyngaard, *J. Fluid Mech.* **309**, 113 (1996).
- [42] N. Cao, S. Chen, and G. D. Doolen, *Phys. Fluids* **11**, 2235 (1999).
- [43] T. Gotoh, D. Fukayama, and T. Nakano, *Phys. Fluids* **14**, 1065 (2002).
- [44] D. A. Donzis, K. R. Sreenivasan, and P. K. Yeung, *J. Fluid Mech.* **532**, 199 (2005).
- [45] P. K. Yeung, D. A. Donzis, and K. R. Sreenivasan, *J. Fluid Mech.* **700**, 5 (2012).
- [46] G. I. Barenblatt, A. J. Chorin, and V. M. Prostokishin, *Physica D* **127**, 105 (1999).
- [47] R. Benzi, S. Ciliberto, C. Baudet, and G. Ruiz-Chavarria, *Physica D* **127**, 111 (1999).
- [48] P. Sagaut and C. Cambon, *Homogeneous Turbulence Dynamics* (Cambridge University Press, Cambridge, UK, 2008).
- [49] T. Ishihara, T. Gotoh, and Y. Kaneda, *Annu. Rev. Fluid Mech.* **41**, 165 (2009).
- [50] A. S. Monin and A. M. Yaglom, *Statistical Fluid Mechanics* (MIT Press, Cambridge, MA, 1975).
- [51] K. R. Sreenivasan, *Phys. Fluids* **7**, 2778 (1995).
- [52] P. R. Bevington and D. K. Robinson, *Data Reduction and Error Analysis for the Physical Sciences*, 3rd ed. (McGraw-Hill, New York, 2003).
- [53] L. Sirovich, L. Smith, and V. Yakhot, *Phys. Rev. Lett.* **72**, 344 (1994).
- [54] R. A. Antonia and P. Burattini, *J. Fluid Mech.* **550**, 175 (2006).
- [55] Until 2014 HECToR was the UK's national HPC resource. More information can be found at <http://www.hector.ac.uk/>
- [56] More information on ECDF can be obtained at <http://www.ecdf.ed.ac.uk/>
- [57] G. K. Batchelor, *The Theory of Homogeneous Turbulence*, 1st ed. (Cambridge University Press, Cambridge, UK, 1953).
- [58] Y. Kaneda, J. Yoshino, and T. Ishihara, *J. Phys. Soc. Jpn.* **77**, 064401 (2008).