

Facile synthesis of Schiff and Mannich bases of isatin derivatives

Ahmed A.H. Al-kadhimi¹, Nuhad K.E. Al-azzawi¹ and Abedawn I. Khalaf^{2*}

¹College of Science, Chemistry Department, University of Tikrit, Tikrit, Iraq

²WestCHEM, Department of Pure & Applied Chemistry, University of Strathclyde, Thomas Graham Building, 295 Cathedral Street, GLASGOW G1 1XL, United Kingdom

Abstract

We report herein on the synthesis of some isatin Schiff's bases (1–12), which were prepared from the reaction of isatin and some aromatic amines. These in turn were converted to the corresponding Mannich bases (13-23) by reaction with a number of secondary amines and formaldehyde, taking advantage of the active –NH group in the isatin. The structures of these compounds were elucidated using standard spectroscopic and analytical methods.

Keyword:

Isatin, Isatin Schiff's, Mannich bases

Introduction:

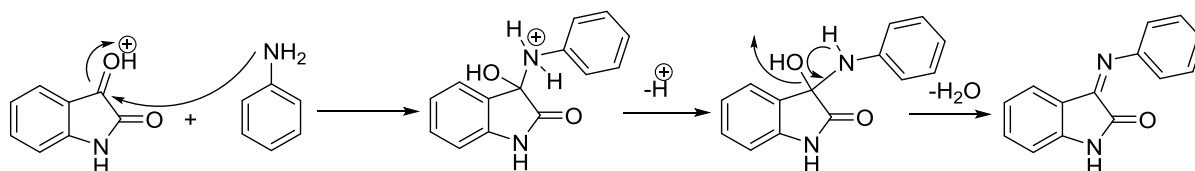
Isatin (1H-indoline-2,3-dione) is one of the indole derivatives which was prepared by oxidation of indigo¹. Isatin Schiff's bases are known to possess a wide range of biological activities such as antimicrobial,²⁻⁸ antifungal,⁹ anticancer,¹⁰ anti HIV,¹¹ and antihelminthic.^{12,13} Some were also examined for their anticonvulsant¹⁴ activities. The second type of isatin derivatives is the isatin Schiff's–Mannich bases which combine both the azomethine and methylene amine linkage (CH₂-N) in one molecule. This, as well as the wide interest in the biological scope of these compounds, lured us to undertake this research project.

Results and Discussion

Reaction of equal molar quantities of isatin and compounds containing NH₂ moiety such as 1-phenylhydrazine, Isonicotinohydrazide or 4-pyridinamine gave the required product in moderate to good yield after work up and recrystallization. For further details, see the table below and the experimental section.

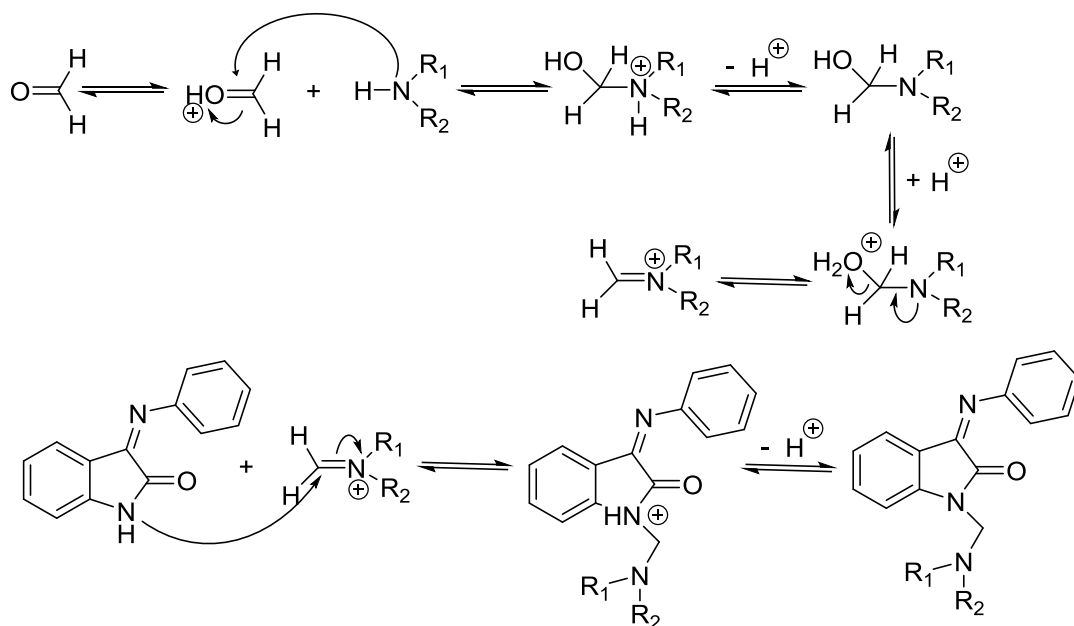
The proposed reaction mechanism, which involved the nucleophilic attack of the amine nitrogen on the carbon atom of the carbonyl followed by water elimination, has been summarised in Scheme (1).

Scheme (1): The proposed reaction mechanism for the formation of Isatin Schiff's bases



The proposed mechanism for the formation of Mannich bases has been illustrated in Scheme (2) below. This involved the nucleophilic attack of the amine nitrogen on the carbon atom of the formyl carbonyl followed by elimination of water. This in turn was reacted with Isatin Schiff's bases as illustrated in Scheme (2) to give the desired product.

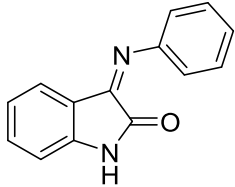
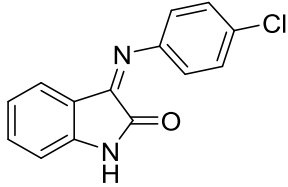
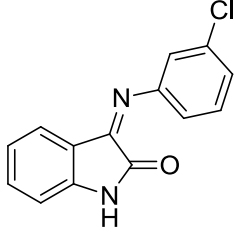
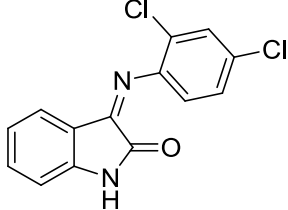
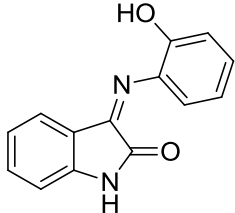
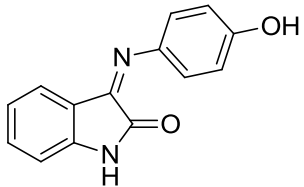
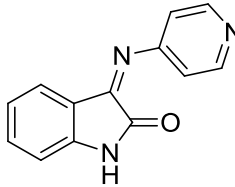
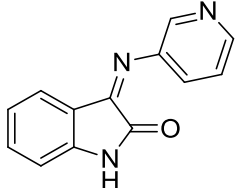
Scheme (2): The proposed mechanism for the formation of Mannich bases



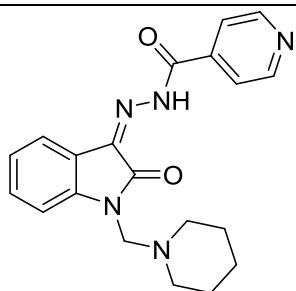
The products from these reactions were confirmed by IR spectroscopy as well as ¹H NMR and ¹³C NMR in addition to the elemental analyses¹⁵⁻¹⁷.

Table: This illustrates the structure, formula, and melting point of the synthesised compounds.

Compound No	Structure	Formula	MP ^o C (lit. MP ^o C)
1		C ₁₄ H ₁₀ N ₄ O ₂	281-283 (220 ¹⁸ , 299-301 ¹⁹)
2		C ₁₄ H ₉ BrN ₂ O	256-258 (242 ²⁰)
3		C ₁₄ H ₉ N ₅ O ₅	165-167 (>290 ²¹)
4		C ₁₆ H ₁₁ N ₃ O	225-227

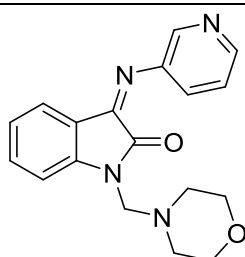
5		$C_{14}H_{10}N_2O$	218-220 (232-234 ²²)
6		$C_{14}H_9ClN_2O$	255-256 (236 ²³)
7		$C_{14}H_9ClN_2O$	222-225 (N ²⁴)
8		$C_{14}H_8Cl_2N_2O$	172-174
9		$C_{14}H_{10}N_2O_2$	318-320 (194 ²⁵)
10		$C_{14}H_{10}N_2O_2$	227-229 (N ²⁶)
11		$C_{13}H_9N_3O$	192-194 (N ²⁷)
12		$C_{13}H_9N_3O$	188-190 (227-228 ²⁸)

13

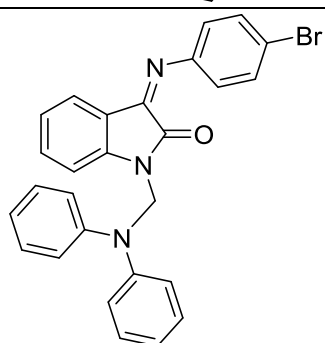
 $C_{20}H_{21}N_5O_2$

204-206

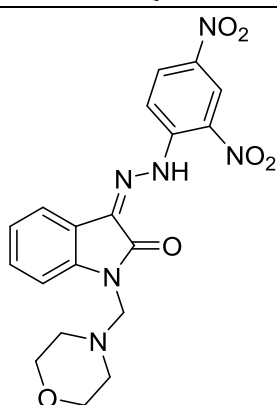
14

 $C_{18}H_{18}N_4O_2$ 166-168 (N²⁹)

15

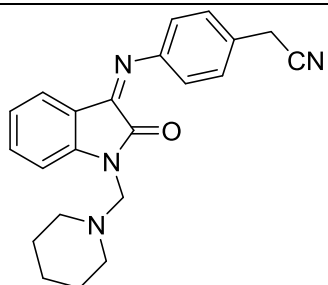
 $C_{27}H_{20}BrN_3O$ 246-250 (N²⁹)

16

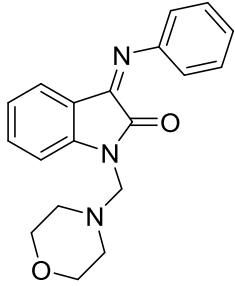
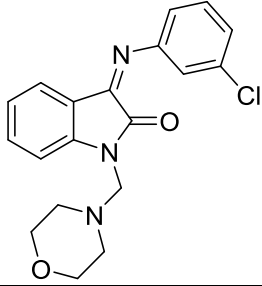
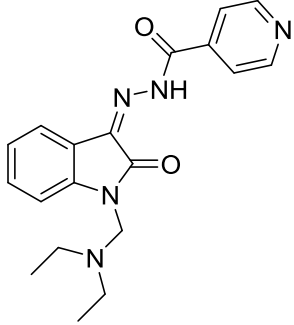
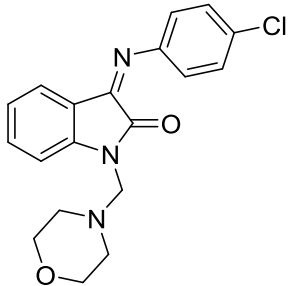
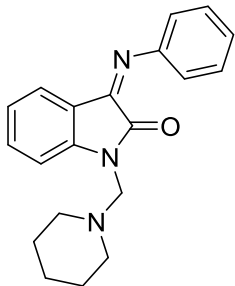
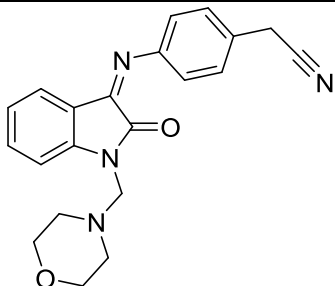
 $C_{19}H_{18}N_6O_6$

173-175

17

 $C_{22}H_{22}N_4O$

162-164

18		$C_{19}H_{19}N_3O_2$	118-120 (208-209 ³⁰ ; 168-169 ³¹)
19		$C_{19}H_{18}ClN_3O_2$	132-134.(154 ³¹)
20		$C_{19}H_{21}N_5O_2$	164-166 (150 ³²)
21		$C_{19}H_{18}ClN_3O_2$	178-180 (158-159 ³²)
22		$C_{20}H_{21}N_3O$	150-152 (160-161 ³²)
23		$C_{21}H_{20}N_4O_2$	166-168

(N): This compound was cited in that reference, but no mp was reported.

Experimental Part

Instruments and chemicals used

Melting points (uncorrected) were measured using electrothermal melting point apparatus (Metler). Infrared spectra were measured using sp3-100 infrared spectrophotometer (Perkin–Elmer). ¹H NMR and ¹³C NMR spectra were measured at the University of Technology, Jordon, using (Bruker Ultra shield 400MHz) instrument using DMSO-d₆ as solvent. Microanalysis was performed using CHN analyzer (Eurovector EA 300A Italy). All chemicals used were supplied by BDH and/or Fluka companies.

General procedure for the synthesis of Schiff's bases (1-12):

N'-[(3*Z*)-2-Oxo-1,2-dihydro-3*H*-indol-3-ylidene]isonicotinohydrazide (**1**)^{18,19}

1*H*-Indole-2,3-dione (isatin) (7.00 mmol) was dissolved in ethanol (20 mL) in a 100 ml round bottomed flask fitted with a condenser. Isonicotinohydrazide (isoniazid) (7.00 mmol) dissolved in ethanol (15 mL) was added to the mixture, followed by 3-4 drops of glacial acetic acid. The reaction mixture was heated under reflux for 3h (the progress of the reaction was monitored by TLC). The precipitate formed was filtered, recrystallized from ethanol and dried to give the required product as light orange in 91% yield. Microanalysis: Calculated: C, 63.02; H, 3.60, N, 21.03 Found: C, 63.15; H, 3.79; N, 21.14.

¹H NMR (DMSO-d₆): 14.00(1H, s), 11.44(1H, s), 8.87(2H), 7.79(2H), 7.62-7.42(2H), 7.11-6.97(2H).

¹³C NMR (DMSO-d₆): 151.3, 121.6, 163.4, 134.7, 168.5, 119.0-143.3

IR (cm⁻¹): 1620 (C=N isomethine); 1545-1468 (C=C Aromatic); 3234 (N-H isatin); 3165 (N-H isoniazid); 3060 (C-H Ar); 1721 (C=O amide isatin), 1594 (C=N pyridine); 877-660 (HC= Ar bending).

The following compounds were prepared by similar methods:

(3*Z*)-3-[(4-Bromophenyl)imino]-1,3-dihydro-2*H*-indol-2-one (**2**)²⁰

Yellow solid, 61% yield

IR (cm⁻¹): 1652 (C=N isomethine); 1615-1463 (C=C Aromatic); 3271 (N-H isatin); 1743 (C=O amide isatin); 833-583 (HC= Ar bending); 749 (C-Br); 3193 (NH isatin); 3037 (C-H Ar).

(3*Z*)-1*H*-Indole-2,3-dione 3-[(2,4-dinitrophenyl)hydrazone] (**3**)²¹

Light brown solid, 68% yield

IR (cm⁻¹): 1685 (C=N isomethine); 1619-1458 (C=C Aromatic); 3193 (NH isatin); 3037 (C-H Ar), 1737 (C=O amide isatin); 1336 (sy NO₂); 1458 (asy NO₂); 846-630 (HC=CH Ar bending).

(4-[[[(3*Z*)-2-Oxo-1,2-dihydro-3*H*-indol-3-ylidene]amino}phenyl]acetonitrile (**4**)

Yellow solid, 87% yield

Microanalysis: Calculated: C, 73.40; H, 5.03; N, 16.14 Found: C, 73.55; H, 4.24; N, 16.08.

¹H NMR (DMSO-d₆): 4.10(2H), 6.72-7.46(8H), 11.00(1H).

¹³C NMR (DMSO-d₆): 118.0, 118.4-150.2, 155.9, 122.2-143, 22.4.

IR (cm⁻¹): 1660 (C=N isomethine), 1502-1463 (C=C Aromatic), 3205 (NH isatin); 2724 (sy CH₂); 288 (asy CH₂); 2244 (CN nitrile); 1746 (C=O amide isatin); 837-663 (HC=CH Ar bending); 3168 (NH isatin).

(3*Z*)-3-(Phenylimino)-1,3-dihydro-2*H*-indol-2-one (**5**)²²

Yellow solid, 72% yield

¹H NMR (DMSO-d₆): 7.60-6.73 (9H), 11.00 (1H).

IR (cm⁻¹): 1655 1611-1459 (C=C Aromatic), 3168 (NH isatin), 1741 (C=O amide isatin), 992-690 (HC=CH Ar bending).

(3*Z*)-3-[(4-Chlorophenyl)imino]-1,3-dihydro-2*H*-indol-2-one (**6**)²³

Light orange solid, 80% yield

IR (cm⁻¹): 1652 (C=N isomethine), 1614-1463 (C=C Aromatic), 3266 (NH isatin), 1742 (C=O amide isatin), 945-748 (HC=CH Ar bending), 1080 (C-Cl).

(3Z)-3-[(3-Chlorophenyl)imino]-1,3-dihydro-2H-indol-2-one (7)²⁴

Yellow solid, 60% yield

IR (cm⁻¹): 1658 (C=N isomethine), 1587-1462 (C=C Aromatic), 3206 (NH isatin), 1747 (C=O amide isatin), 799-651 (HC=CH Ar bending), 1080 (C-Cl).

(3Z)-3-[(2,4-Dichlorophenyl)imino]-1,3-dihydro-2H-indol-2-one (8)

Brown solid, 69%

IR (cm⁻¹): 1667 (C=N isomethine), 1556-1413 (C=C Aromatic), 3188 (NH isatin), 1717 (C=O amide isatin), 1084 (C-Cl).

(3Z)-3-[(2-Hydroxyphenyl)imino]-1,3-dihydro-2H-indol-2-one (9)²⁵

Dark brown solid, 60% yield

IR (cm⁻¹): 1672 (C=N isomethine), 1507-1452 (C=C Aromatic), 3148 (NH isatin), 3251 (OH phenol), 1724 (C=O amide isatin), 887-665 (HC=CH Ar bending).

(3Z)-3-[(4-Hydroxyphenyl)imino]-1,3-dihydro-2H-indol-2-one (10)²⁶

Reddish-brown solid, 76% yield

IR (cm⁻¹): 1617 (C=N isomethine), 1470 (C=C Aromatic), 3108 (NH isatin), 3368 (OH phenol), 1688 (C=O amide isatin), 837-749 (HC=CH Ar bending).

(3Z)-3-(4-Pyridinylimino)-1,3-dihydro-2H-indol-2-one (11)²⁷

Dark red solid, 57% yield

IR (cm⁻¹): 1682 (C=N isomethine), 1402 (C=C Aromatic), 3194 (NH isatin), 3060 (C-H Ar), 1618 (C=N pyridine), 1740 (C=O amide isatin), 884-736 (HC=CH Ar bending).

(3Z)-3-(3-Pyridinylimino)-1,3-dihydro-2H-indol-2-one (12)²⁸

Dark brown, 48% yield

IR (cm⁻¹): 1681 (C=N isomethine), 1490-1403 (C=C Aromatic), 3194 (NH isatin), 3060 (C-H Ar), 1490 (C=N pyridine), 1740 (C=O amide isatin), 884-736 (HC=CH Ar bending).

General procedure for the synthesis of Schiff's bases and Mannich bases of isatin derivatives (13-23):

N'-[(3Z)-2-Oxo-1-(1-piperidinylmethyl)-1,2-dihydro-3H-indol-3-ylidene]isonicotinohydrazide (13)

N'-[(3Z)-2-Oxo-1,2-dihydro-3H-indol-3-ylidene]isonicotinohydrazide (**1**) (10.00 mmol) was dissolved in methanol (25 ml) and then (15.00 mmol) of formaldehyde (37%) was added to the mixture. The reaction mixture was cooled to 0°C and then piperidine (10.00 mmol) was added with stirring. The stirring was continued for 3h and then it was left at room temperature for 24h. The precipitate was collected and recrystallized from methanol and the required product was obtained as orange solid, 72% yield

IR (cm⁻¹): 3034-2863 (C-H aliphatic), 1346 (C-N aliphatic), 1675 (C=N isomethine), 1545-1409 (C=C Aromatic), 3233 (NH isatin), 3034 (CH Ar), 1721 (C=O amide isatin), 1620 (C=N), 877-715 (HC= Ar bending).

The following compounds were prepared similarly:

(3Z)-1-(4-Morpholinylmethyl)-3-(3-pyridinylimino)-1,3-dihydro-2H-indol-2-one (14)²⁹

Light orange solid, 79% yield

IR (cm⁻¹): 2950-2856 (C-H aliphatic), 1335 (C-N aliphatic), 1611 (C=N isomethine), 1467-1348 (C=C Aromatic), 3039 (CH Ar), 1736 (C=O amide isatin), 1151 (C-O morpholine), 855-710 (HC= Ar bending).

(3Z)-3-[(4-Bromophenyl)imino]-1-[(diphenylamino)methyl]-1,3-dihydro-2H-indol-2-one (15)²⁹

Dark yellow solid, 71% yield

IR (cm⁻¹): 2877 (C-H aliphatic), 1335 (C-N aliphatic), 1652 (C=N isomethine), 1614-1464 (C=C Aromatic), 1741 (C=O amide isatin), 883-748 (HC= Ar bending), 582 (C-Br).

(3Z)-1-(4-Morpholinylmethyl)-1H-indole-2,3-dione 3-[(2,4-dinitrophenyl)hydrazone] (16)

Dark yellow, 82% yield

IR (cm⁻¹): 2855-2949 (C-H aliphatic), 1336 (C-N aliphatic), 1268 (C=N isomethine), 1428 (C=C Aromatic), 3109 (C-H Ar), C=O 1736 (amide isatin), 1460 (NO₂ asy), 1151 (C-O morpholine), 848-710 (HC= Ar bending)

(4-[[[(3Z)-2-Oxo-1-(1-piperidinylmethyl)-1,2-dihydro-3H-indol-3-ylidene]amino]phenyl]acetonitrile (17)

Orange solid, 86% yield

¹H NMR (DMSO-d₆): 7.75-6.72 (8H), 5.21(2H), 4.49(2H), 3.41(4H), 1.54(6H).

IR (cm⁻¹): 2935-2804 (C-H aliphatic), 1344 (C-N aliphatic), 1659 (C=N isomethine), 1501-1465 (C=C Aromatic), 2246 (CN nitrile), 1731 (C=O amide isatin), 847-696 (HC= Ar bending).

(3Z)-1-(4-Morpholinylmethyl)-3-(phenylimino)-1,3-dihydro-2H-indol-2-one (18)^{30,31}

Yellow solid, 83% yield

¹H NMR (DMSO-d₆): 7.64-6.36(9H), 4.47(2H), 3.36(4), 2.49(4).

IR (cm⁻¹): 2959-2892 (C-H aliphatic), 1340 (C-N aliphatic), 1660 (C=N isomethine), 1468 (C=C Aromatic), 3049 (C-H Ar), 1727 (C=O amide isatin), 1152 (C-O morpholine), 862-750 (HC= Ar bending).

(3Z)-3-[(3-Chlorophenyl)imino]-1-(4-morpholinylmethyl)-1,3-dihydro-2H-indol-2-one (19)³¹

Pale yellow solid, 76%

IR (cm⁻¹): 2946-2827 (C-H aliphatic), 1360 (C-N aliphatic), 1661 (C=N isomethine), 1465-1427 (C=C Aromatic), 3068 (C-H Ar), 1731 (C=O amide isatin), 1151 (C-O morpholine), 829-714 (HC= Ar bending), 1082 (C-Cl).

N'-{(3Z)-1-[(Diethylamino)methyl]-2-oxo-1,2-dihydro-3H-indol-3-ylidene}isonicotinohydrazide (20)³²

Light orange, 72% yield

IR (cm⁻¹): 3032 (C-H aliphatic), 1347 (C-N aliphatic), 1695 (C=N isomethine), 1483-1408 (C=C Aromatic), 3234 (N-H isonazide), 2247 (C-H Ar), 1722 (C=O amide isatin), 1593 (C=N pyridine ring), 841-717 (HC= Ar bending).

(3Z)-3-[(4-Chlorophenyl)imino]-1-(4-morpholinylmethyl)-1,3-dihydro-2H-indol-2-one (21)³²

Pale yellow, 57% yield

IR (cm⁻¹): 1778-1753 (C-H aliphatic), 1356 (C-N aliphatic), 1659 (C=N isomethine), 1469-1399 (C=C Aromatic), 3067 (C-H Ar), 1731 (C=O amide isatin), 837 -712 (HC= Ar bending), 1084 (C-Cl).

(3Z)-3-(Phenylimino)-1-(1-piperidinylmethyl)-1,3-dihydro-2H-indol-2-one (22)³²

Pale yellow, 150-152

Microanalysis: Calculated for: C, 74.78; H, 6.35; N, 13.14 Found: C, 75.21; H, 6.63; N, 13.16%.

¹H NMR (DMSO-d₆): 7.75-6.72(9H), 4.45(2H), 3.21(4H), 1.54(6H).

^{13}C NMR (DMSO- d_6): 163.4, 128.5-115.9, 117.5-148.2, 62.3, 51.3, 26.1
IR (cm^{-1}): 2850-2800 (C-H aliphatic), 1437 (C-N aliphatic), 1664 (C=N isomethine), 1468 (C=C Aromatic), 3021 (C-H Ar), 1726 (C=O amide isatin), 860-753 (HC= Ar bending).

(4-[[3Z]-1-(4-Morpholinylmethyl)-2-oxo-1,2-dihydro-3H-indol-3-ylidene]amino]phenyl)acetonitrile (23)

Yellow solid, 80 yield

Microanalysis: Calculated for: C, 69.51; H, 5.53; N, 15.83 Found: C, 69.98; H, 5.59; N, 15.55%.

^1H NMR (DMSO- d_6): 7.88-7.05 (8H), 5.27(2H), 4.52(2H), 4.02(4H), 3.63(4H).

^{13}C NMR (DMSO- d_6): 125.3-116.9, 164.8, 118.5-150.1, 69.6, 51.6, 66.6

IR (cm^{-1}): 2960-2854 (C-H aliphatic), 1336 (C-N aliphatic), 1658 (C=N isomethine), 1465-1428 (C=C Aromatic), 2960 (C-H Ar), 1729 (C=O amide isatin), 1163 (CO-morpholine), 869-756 (HC= Ar bending).

Conclusion

Versatile methods were used for the synthesis of a variety of Schiff and Mannich bases of isatin derivatives. Spectroscopic data: Infra Red and ^1H NMR and ^{13}C NMR were employed for the assessment of the structures of these compounds. Elemental analysis technique was also used to further establish the identity of the required products.

References

- 1 J.F.M. da Silva, S. J. Garden, and A.C. Pinto, The Chemistry of Isatins: a review from 1975 to 1999. *J. Braz. Chem. Soc.*, 2001, 12(3), 273-324.
- 2 W.C. Sumpter, The chemistry of isatin, *Chem. Rev.*, 1944, 34, 393-434.
- 3 I. Pataki, A. Adamik, V. Glover, G. Toth and G. Telegdy, The effects of isatin (indole-2, 3-dione) on pituitary adenylate cyclase-activating polypeptide-induced hyperthermia in rats, *BMC Neuroscience*, 2002, 3(2), <http://www.biomedcentral.com/1471-2202/3/2>
- 4 F.D. Popp, R. Parson and B.E. Donigan, Potential anticonvulsants. III. The condensation of isatin with cyclic ketones, *J. Heterocyclic Chem.*, 1980, 17, 1329-1330.
- 5 J. Bergman, J.O. Lindstrom and ULF Tilstam, The structure and properties of some indolic constituents in *Couroupita guianensis* Aubl, *Tetrahedron*, 41(14), 2879-2881, 1985.
- 6 S.N. Pandey, V.S. Lakshmi and A. Pandey, Biological activity of Mannich bases, *Indian J. Pharm Sci.*, 65(3), 213-222, 2003.
- 7 M. D'Ischia, A. Palumbo, G. Prota, Adrenalin oxidation revisited. New products beyond the adrenochrome stage, *Tetrahedron*, 44(20), 6441-6446, 1988.
- 8 R.W. Daisley, V.K. Shah, Synthesis and antibacterial activity of some 5-nitro-3-phenyliminoindole-2(3H) ones and their N-Mannich bases. *J. Pharm. Sci.* 1984, 73(3), 407408.
- 9 E. Piscopo, M.V. Diurno, R. Gagliardi, M. Cucciniello, G. Veneruso, Studies on heterocyclic compounds. Indole-2, 3-dione derivatives: VII. Variously substituted hydrazones with antimicrobial activity, *Bollettino - Societa Italiana di Biologia Sperimentale*, 1987, 63 (9), 827-832.
- 10 M.C. Liu, T.C. Lin, A.C. Sartorelli, Synthesis and antitumor activity of amino derivatives of pyridine-2-carboxaldehyde thiosemicarbazone, *J. Med. Chem.* 1992, 35(20), 3672-3677.
- 11- P.N. Surendra, P. Yogeewari, D.S. Ram, G. Nath, Synthesis and antimicrobial activity of N-Mannich bases of 3-[N'-sulfadoximino]isatin and its methyl derivative. *Boll. Chim. Farm.*, 1998, 137(8), 321-324.
- 12 M.E. Sarciron, P. Audin, I. Delabre, C. Gabrion, A.F. Petavy, J. Paris, Synthesis of propargylic alcohols and biological effects on *Echinococcus multilocularis* metacestodes, *J. Pharm. Sci.* 1993, 82(6), 605-609.
- 13 E.A. El-Sawi, T.B. Mostafa, B.B. Mostafa, Studies on the molluscicidal action of some isatin derivatives against *Biomphalaria alexandrina* in Egypt, *J. Egypt. Soc. Parasitol.*, 1998, 28(2), 481-486.
- 14 L. Tripathi, R. Singh, J. P. Stables, Design & synthesis of N'-[substituted]pyridine-4-carbohydrazides as potential anticonvulsant agents, *Eur. J. Med. Chem.*, 2011, 46(2), 509-518.

- 15 M. Silverstein Robert, X. Webster Francis, Spectroscopic Identification of Organic Compounds, 6th edition John Wiley & Sons Inc., New York, 214, 1998.
- 16 H. Williams Dudley & Fleming Ian, Spectroscopic Methods in Organic Chemistry, 4th Edition, Tata McGraw-Hill Publishing Company Limited, New Delhi, 142, 1993.
- 17 George .C .Levy "Carbon – ¹³ NMR Spectroscopy", p 168-169 ,1985.
- 18 S.S. Karki, S. Thota, A. Katiyar, K.N. Jayaveera, E. De Clercq, J. Balzarini, Synthesis, characterization and cytotoxic activity of some Ru(II) complexes, Turkish J. Pharm. Sci. 2011, 8(3), 207-218.
- 19 T. Aboul-Fadl, H.A. Abdel-Aziz; M.K. Abdel-Hamid, T. Elsaman, J. Thanassi, M.J. Pucci, Schiff bases of indoline-2,3-dione: potential novel inhibitors of Mycobacterium tuberculosis (Mtb) DNA gyrase, Molecules, (2011), 16, 7864-7879.
- 20 Pandey, M., Raghuvanshi, D. S., Singh, K. N., Microwave-assisted, solvent-free synthesis of 3'-(aryl/heteroaryl)-1-morpholinomethyl/piperidinomethylspiro[3H-indole-3,2'-thiazolidine]-2,4'(1H)-diones via 3-isatinimines. J. Hetero. Chem. 2009, 46, (1), 49-53.
- 21 Synthesis, structure and spectral characterization of Friedel Crafts N-benylation of isatin and their novel Schiff's bases, R. A., Hajare, R. M., Gaurkhede, P. P. Chinchole, A. V., Chandewar, A.S. Wandhar, S.S. Karki, Asian J. Research Chem., 2009, 2(3), 289-291.
- 22 Comparative voltammetric behaviour of isatin and some of its Schiff bases at a solid electrode. A.K. Gupta, R.S. Sindal, J. Indian Chem. Soc., 2008, 85(4), 417-424.
- 23 N. Pahari, D. Saha, V.K. Jain, B. Jain, D. Mridha, Synthesis and evaluation of acute toxicity studies and analgesic characters of some novel indole derivatives, Inter. J. Pharma Sciences and Research, 2010, 1(9), 399-408.
- 24 J. Panda, Synthesis of some antibacterial, analgesic and anti-inflammatory agents containing isatin nucleus, Pharma Science Monitor, 2012, 3, (4), 2304-2313.
- 25 K.C. Joshi, A. Dandia, S. Khanna, Studies in spiroheterocycles. Part XXIII. Investigation on the reactions of indole-2,3-diones with 2-aminothiophenol and 2-aminophenol ; Indian J. Chem., Section B: Org. Chem. Including Med. Chem., 1990, 29B(9), 824-829.
- 26 J. Azizian, M.K. Mohammadi, O. Firuzi, N. Razzaghi-asl, M.R. Nima, Synthesis, biological activity and docking study of some new isatin Schiff base derivatives, Med. Chem. Research, 2012, 21(11), 3730-3740
- 27 R.M. Abdel-Rahman, A.M. Abdel-Halim, S.S. Ibrahim, E.A. Mohamed, Some reactions with 2(3)-indolone derivatives, J. Chem. Soc. Pakistan, 1987, 9(4), 523-537.
- 28 F.D. Popp, Potential anticonvulsants. IX. Some isatin hydrazones and related compounds, J. Heterocyclic Chem., 1984, 21(6), 1641-1645.
- 29 Patro, V. J.; Panda, C. S.; Sahoo, B. M.; Mishra, N. K.; Panda, J. R., Synthesis and screening for antibacterial, analgesic and antiinflammatory activity of Mannich bases derived from 1H-indole-2,3-dione, J. Indian Chem. Soc., 2012, 89(7), 913-918.
- 30 D.M. Kar, A. Dinda, M. Banerjee, S. Pattanaik, G.K. Dash, Synthesis and pharmacological screening of 1,3-substituted indolin-2-one for anti-inflammatory and antibacterial activity, J. Teaching and Res. Chem., 2004, 11(1), 83-89.
- 31 R.S. Varma, Potential biologically active agents. IX. Synthesis of N-piperidino(or morpholino)methylisatin-3-anils, Polish J. Pharmacology and Pharmacy 1975, V27(6), P641-4
- 32 S.N. Pandeya, Synthesis and antibacterial activity of isatin-3-(isonicotinoyl)hydrazone and substituted isatin-3-(isonicotinoyl)hydrazones, J. Pure & Applied Microbiology, 2007, 1(2), 345-349.