

A Strategy for Conditional Orthogonal Sequential CuAAC Reactions Using a Protected Aromatic Ynamine

Marine Z. C. Hatit, Ciaran P. Seath, Allan J. B. Watson,* and Glenn A. Burley*

Department of Pure and Applied Chemistry, WestCHEM, University of Strathclyde, Glasgow, G1 1XL, UK. Email: glenn.burley@strath.ac.uk, allan.watson.100@strath.ac.uk.

ABSTRACT

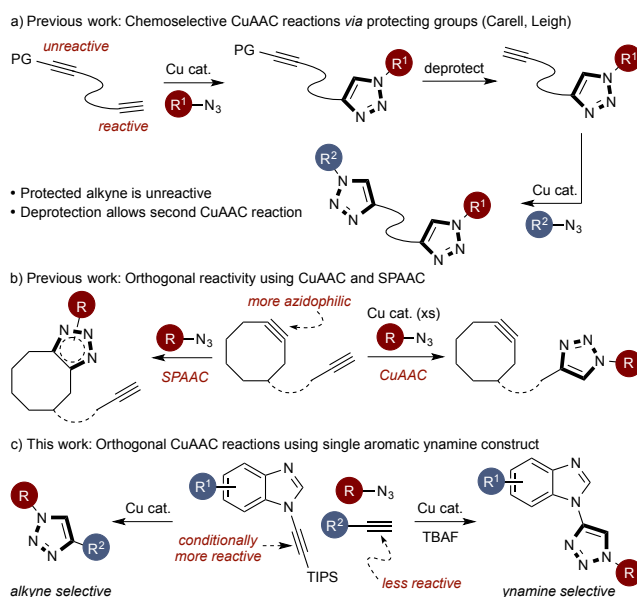
A method for conditional control of orthogonal sequential Cu-catalyzed azide alkyne cycloaddition (CuAAC) reactions is reported. The inherent reactivity of an aromatic ynamine is controlled by a silyl protecting group that allows the selective CuAAC reaction of less reactive alkynes. Alternatively, the same protected ynamine undergoes selective CuAAC reaction via silyl deprotection in situ to give the ynamine click products. This allows complete orthogonal control of dialkyne systems and provides a unifying strategy for chemoselective CuAAC ligations in multi-alkyne/azide systems.

The Cu-catalyzed azide-alkyne cycloaddition (CuAAC) or ‘click’ reaction has become a method of choice for a variety of broadly different applications throughout both chemistry and biology.^{1,2} This popularity arises from the reliable synthesis of 1,4-substituted triazoles using readily available terminal alkyne and azides. The predictability of this reaction has led to broad utility within materials chemistry,³ chemical biology,⁴ and combinatorial chemistry.⁵ A powerful extension of the CuAAC reaction uses multi-alkyne/azide systems, where several click events are performed sequentially.⁶ This allows the generation of, for example, two unique triazole products using two alkynes and two azides, or multi-functional products from the union of a diyne with two azide partners. The success of this strategy relies upon chemoselective control of the alkyne and azide coupling partners.

Azide chemoselectivity is typically achieved using chelate-direction, where a Cu-chelating site increases the reactivity of an azide in close proximity.⁷ Alkyne chemoselectivity has been the primary

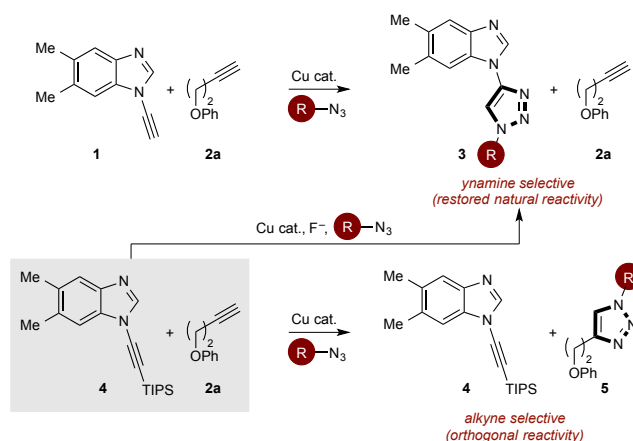
focus in this area, with two main approaches. (1) Alkyne deactivation: Protected alkynes allow orthogonal control (Scheme 1a).⁸ While this has led to a number of elegant reports of sequential click reactions, the order of reactivity is typically determined at inception with little opportunity for diversification. (2) Alkyne activation: several highly reactive alkynes have been developed to establish a reactivity gradient.⁹ However, truly orthogonal reactivity has only been demonstrated in strain-promoted alkyne-azide cycloaddition (SPAAC)/CuAAC bifunctional systems where the high azidophilicity of cyclic alkynes allows selectivity over terminal alkynes in the absence of a Cu catalyst (Scheme 1b).¹⁰ Transient protection of cyclooctynes offers sequential control;¹¹ however, the formation of regioisomeric products from SPAAC can pose problems for downstream applications due to potential differences in regioisomer pharmacology.¹²

At present, sequential CuAAC methodologies are uni-directional, *i.e.*, there is a pre-designed deactivation of one alkyne and this reactivity gradient cannot be completely overturned. In addition, few methods are available to perform sequential CuAAC reactions exploiting chemoselective control of both alkyne and azide reagents.¹³ Here we describe a conditional strategy for complete orthogonal control over CuAAC reactions in multi-alkyne/azide systems using a single aromatic ynamine construct (Scheme 1c).



Scheme 1. (a) Alkyne selectivity using protecting groups. (b) Control using CuAAC vs. SPAAC. (c) Orthogonal alkyne/ynamine selectivity using a conditional strategy.

Aromatic ynamines display enhanced reactivity over a series of more conventional alkynes due to a shift in the rate-determining step (RDS) of this class of reagent.¹⁴ The enhanced reactivity of an ynamine, (*e.g.*, **1**) vs. a standard terminal alkyne (*e.g.*, **2a**) enables chemoselective triazole formation under CuAAC conditions (Scheme 2).¹⁵



Scheme 2. Design plan.

The reciprocal reaction, *i.e.*, chemoselective reaction at the less reactive alkyne, is rather more difficult based on this kinetic profile. This is another example of uni-directional CuAAC. However, we reasoned that conditional orthogonal control could be delivered using a simple protecting group strategy. Specifically, TIPS protection of **1** to give **4** would block the natural reactivity of **1** and thereby allow the reaction of a less reactive alkyne (*e.g.*, **2a**). This would effectively reverse the reactivity trend. To restore the normal reactivity, a rapid *in situ* silyl deprotection using a fluoride source would deliver **1** that would then react preferentially (Scheme 2). This approach would deliver a conditional bi-directional strategy for sequential control of two CuAAC reactions.

We began our investigation through the reaction of **4**, benzyl azide (BnN_3 , **6a**), and a representative terminal alkyne (**2a**) under a range of standard reaction conditions (Table 1). First, chemoselectivity was established for alkyne **2a**. Standard CuAAC conditions led to complete selectivity for **2a**,

delivering triazole product **5a** in quantitative yield without any degradation of **4** (entry 1). We then sought to restore ynamine chemoselectivity though addition of TBAF as a source of F⁻. Initial experiments using standard Cu(I) ligands (1-(*trans*-2-hydroxycyclohexyl)-4-(*N,N*-dimethylaminomethyl)-1,2,3-triazole (AMTC), tris(3-hydroxypropyltriazolylmethyl)amine (THPTA)) and TBAF or polymer-supported fluoride were unsuccessful in any solvent mixture, delivering mixtures of products (entries 2-6). Removal of Cu-ligating additives and variation of the solvent (entries 7-10) led quickly to a system that delivered complete chemoselectivity for **3a** (entry 10). Solvent choice was an important factor for chemoselective control. Standard CuAAC solvent mixtures of DMSO/H₂O conditions operated well for CuAAC reaction of the alkyl alkyne **2a** whereas DMSO and DMSO/H₂O mixtures were not effective for selectivity at the ynamine **4**. Ynamine selectivity was optimum using MeCN as the reaction medium. This difference in medium may be attributable to the requirement for sodium ascorbate (NaAsc) as an additive to promote reaction of **2a** and the improved solubility of NaAsc in H₂O. NaAsc was not necessary for reaction of **4**. That **4** does not need NaAsc as a promoter may be attributable to reduction of Cu(II) to Cu(I) via Glaser coupling.² Since complete chemoselectivity for reaction at the ynamine using the in situ deprotection method (entry10), this suggests that the silyl deprotection is sufficiently rapid to have little consequence of the CuAAC process, *i.e.*, the overall rate of silyl deprotection and CuAAC of **4** is less than the CuAAC rate of **2a**.

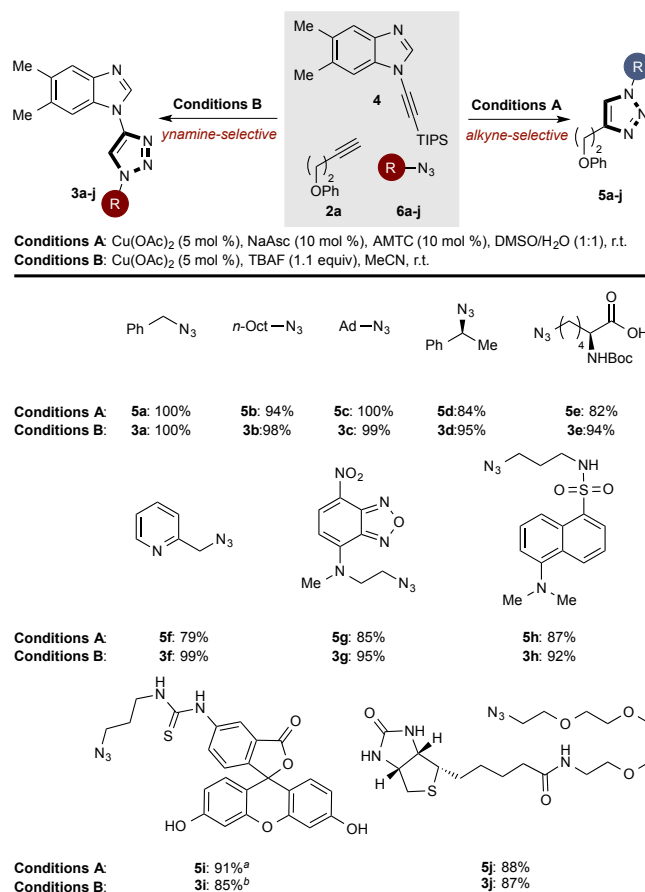
Table 1. Reaction development.^a

entry	reaction conditions	3a:5a (%) ^b
1	NaAsc, AMTC, DMSO/H ₂ O (1:1)	0:100
2	NaAsc, AMTC, TBAF, MeOH/H ₂ O (1:1)	47:53
3	NaAsc, AMTC, TBAF, DMSO/H ₂ O (1:1)	20:80

4	NaAsc, AMTC, PS Fluoride, DMSO/H ₂ O	15:85
5	NaAsc, THPTA, TBAF, DMSO/H ₂ O (1:1)	43:57
6	NaAsc, THPTA, PS Fluoride, DMSO/H ₂ O (1:1)	63:37
7	PS Fluoride, DMSO	35:65
8	TBAF, DMSO	47:53
9	TBAF, MeOH	16:84
10	TBAF, MeCN	100:0

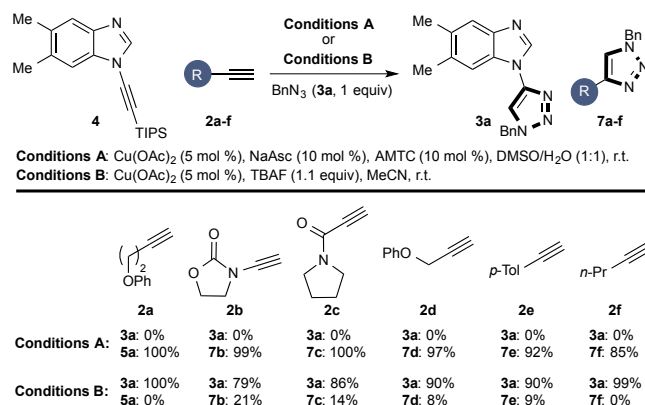
^a **2a** (1 equiv), **4** (1 equiv), **6a** (1 equiv), Cu(OAc)₂ (5 mol %), NaAsc/AMTC/THPTA (10 mol %), fluoride source (1.1 equiv), solvent (0.03 M), r.t., 16 h. ^b Determined by HPLC analysis using an internal standard. PS = polymer supported.

With optimized conditions for orthogonal reactivity in this benchmark system established, we progressed to look at the generality of the process. The scope and orthogonality of the developed conditions A (ynamine-selective) and B (alkyne-selective) was first assessed using a series of azide components (Scheme 3). Both sets of conditions proved to be robust, selectively delivering the expected products in high yield regardless of steric or electronic nature of the azide. In addition bio-relevant azides were well tolerated, such as the fluorophores **6g-i**, and biotinyl azide **6j**.



Scheme 3. Selective orthogonal CuAAC reactions of **4** and **2a** using a variety of azides using conditions A or B. Isolated yields. ^a Using MeOH/H₂O (1:1) as solvent. ^b Using MeOH as solvent.

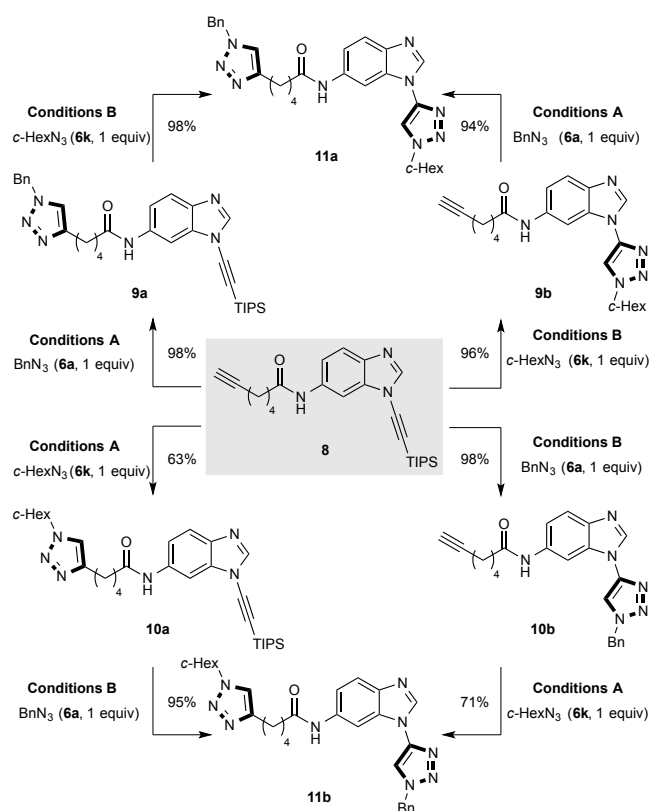
The orthogonality of the approach was further probed using a series of different alkyne components vs. **4** (Scheme 4).



Scheme 4. Competition reactions of **4** with a range of alkynes **2a-f** using conditions A and B. Isolated yields.

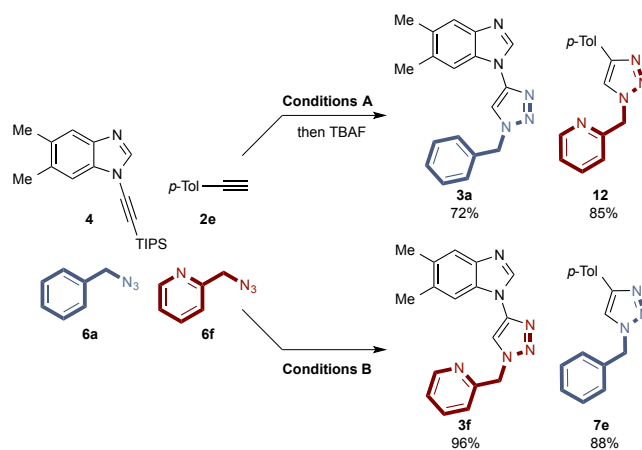
Activated alkynes **2b** and **2c** display enhanced reactivity in CuAAC reactions over propargyl substrates (*e.g.*, **2d**) as well as aromatic (**2e**) and aliphatic alkynes (**2f**).⁹ Under alkyne-selective conditions (Conditions A), full conversion to the expected triazoles **7a-f** was observed, with isolated yields >85%. When changing to the ynamine-selective conditions (Conditions B), chemoselectivity remained in favor of the ynamine, although the level of selectivity was lower for more reactive alkynes (**2b**, **2c**) as could be anticipated based on previous studies.¹⁴

Orthogonal control was further explored first by use of the diyne **8** (Scheme 5). Preparation of the regioisomeric bis-triazole products **11a** and **11b** could be achieved either by reacting at the terminal alkyne then the ynamine (Conditions A then B) or by reaction at the ynamine followed by the terminal alkyne (Conditions B then A). This was not conditional on strategic use of a particular azide: The overall yield of **11a** and **11b** using both approaches was >90%, further demonstrating the orthogonality of the approach as well as establishing a useful method for sequential ligation in a multi-functional system.



Scheme 5. Orthogonal CuAAC reactions on a diyne scaffold. **8.** Isolated yields.

Lastly, we investigated the ability to simultaneously control both chemoselectivity at the alkyne as well as the azide component through exploitation of chelate-assistance to afford control over the azide (Scheme 6).⁷ Under alkyne-selective conditions (Conditions A), the multicomponent reaction of **2e**, **4**, **6a**, and **6f** delivers product pair **3a** and **12** via first CuAAC reaction of **2e** with the more reactive azide **6f**.^{7a} Addition of TBAF liberates the reactive ynamine allowing the second CuAAC reaction with azide **6a** to take place. Alternatively, the orthogonal product pair, **3f** and **7e**, is generated using the ynamine-selective protocol (Conditions B) to promote the reaction of ynamine with **6f** and the alkyne with **6a**.



Scheme 6. Reactivity pairing of sequential CuAAC reactions. Isolated yields.

CONCLUSIONS

In summary, we have shown that orthogonal control of alkyne reactivity in CuAAC reactions can be controlled by the strategic use of a silyl protecting group. This allows the development of the first conditional orthogonal strategy for alkynes in CuAAC reactions, and displays excellent chemoselectivity profiles in single competition experiments as well as within multi-component reactions. We envisage the flexibility of this approach will provide new opportunities for chemoselective CuAAC reactions in a number of research areas, from chemical biology to materials science.

EXPERIMENTAL SECTION

General. All reagents and solvents were obtained from commercial suppliers and were used without further purification unless otherwise stated. Purification was carried out according to standard laboratory methods. Intermediates **4**,¹⁶ **2a**,^{17,18} **6b**,¹⁹ **6d**,²⁰ **6e**,²¹ **6g**,²² **6h**,²³ **6i**,²⁴ **6j**,²⁵ **2b**,¹⁶ **2c**,²⁶ **2d**,²⁷ **8**,¹⁵ and AMTC²⁸ were prepared according to literature procedures. Dry solvents for reactions were either obtained from a PureSolv SPS-400-5 solvent purification system, transferred to and stored in a septum-sealed oven-dried flask over previously activated 4 Å molecular sieves and purged with and stored under nitrogen, or either used as obtained from suppliers without further purification. Reactions were carried out using conventional glassware (preparation of intermediates). Purging refers to a vacuum/nitrogen-refilling procedure. Room temperature was generally 18 °C. Reactions were carried out at elevated temperatures using a temperature-regulated hotplate/stirrer.

Purification. Thin layer chromatography was carried out using Merck silica plates coated with fluorescent indicator UV254. These were analyzed under 254 nm UV light or developed using potassium permanganate solution. Normal phase flash chromatography was carried out using ZEOprep 60 HYD 40-63 µm silica gel.

Analysis. Fourier Transformed Infra-Red (FTIR) spectra were obtained on a Shimadzu IRAffinity-1 machine. ¹H and ¹³C NMR spectra were obtained on either a Bruker AV 400 at 400 MHz and 100 MHz, respectively, or Bruker DRX 500 at 500 MHz and 126 MHz, respectively. Chemical shifts are reported in ppm and coupling constants are reported in Hz with CDCl₃ referenced at 7.26 ppm (¹H) and 77.0 ppm (¹³C), DMSO-d₆ referenced at 2.50 ppm (¹H) and 39.5 ppm (¹³C), and MeOD referenced at 4.78 ppm (¹H) and 49.2 ppm (¹³C). High resolution mass spectroscopy was recorded on a Bruker maXis Impact TOF mass spectrometer, equipped with an ESI interface, over a mass range of 50 – 1000 Da, with a scan time of 1 s. Reverse phase HPLC data was obtained on an Agilent 1200 series HPLC using a Machery-Nagel Nucleodur C18 column. Analysis was performed using a gradient method, eluting with 5 – 80% MeCN/H₂O over 50 minutes at a flow rate of 1 mL/min. Samples for HPLC analysis were prepared through the removal of 30 µL of the reaction mixture in which 100 µL of EDTA solution (10 mg/mL) was added. The product was extracted with 100 µL of DCM. The organics were concentrated, and the product was dissolved in MeOH (1 mL). To 110 µL of this solution was added 5 µL of 2-bromopyrimidine solution (10 mg/mL in MeOH) for HPLC

analysis. *Note: Due to the high heteroatom count in specific products, ^{13}C NMR analysis was not possible due to issues with relaxation.*

General Procedures. General Procedure A for the formation of **3a-j** (Scheme 3). To a solution of 5,6-dimethyl-1-((triisopropylsilyl)ethynyl)-1*H*-benzo[d]imidazole (45 mg, 0.14 mmol, 1 equiv), (but-3-yn-1-yloxy)benzene (20 mg, 0.14 mmol, 1 equiv) and azide **6a-j** (0.14 mmol, 1 equiv) at rt in MeCN (1 mL) was added TBAF (49 μL , 0.15 mmol, 1.1 equiv) followed by $\text{Cu}(\text{OAc})_2$ (1 mg, 0.007 mmol, 0.05 equiv). The reaction was stirred for 16 h, after which EtOAc (10 mL) was added. The mixture was washed with EDTA (10 mg/mL, 10 mL) and brine (2 x 10 mL), dried over Na_2SO_4 , and concentrated under vacuum. The resulting residue was purified by flash chromatography (silica gel) to provide the desired compound.

General Procedure B for the formation of **5a-j** (Scheme 3). To a solution of 5,6-dimethyl-1-((triisopropylsilyl)ethynyl)-1*H*-benzo[d]imidazole (45 mg, 0.14 mmol, 1 equiv), (but-3-yn-1-yloxy)benzene (20 mg, 0.14 mmol, 1 equiv) and azide **5a-j** (0.14 mmol, 1 equiv) at rt in DMSO/ H_2O (1/1, 1 mL) was added AMTC (3 mg, 0.014 mmol, 0.1 equiv) followed by $\text{Cu}(\text{OAc})_2$ (1 mg, 0.007 mmol, 0.05 equiv) and NaAsc (3 mg, 0.014 mmol, 0.1 equiv). The reaction was stirred for 16 h, after which EtOAc (10 mL) was added. The mixture was washed with EDTA (10 mg/mL, 10 mL) and brine (2 x 10 mL), dried over Na_2SO_4 , and concentrated under vacuum. The resulting residue was purified by flash chromatography (silica gel) to provide the desired compound.

General Procedure C for the formation of **7a-f** (Scheme 4). To a solution of 5,6-dimethyl-1-((triisopropylsilyl)ethynyl)-1*H*-benzo[d]imidazole (132 mg, 0.41 mmol, 1 equiv), alkyne **2a-f** (0.41 mmol, 1 equiv) and benzyl azide (53 μL , 0.41 mmol, 1 equiv) at rt in DMSO/ H_2O (1/1, 1 mL) was added AMTC (9 mg, 0.041 mmol, 0.1 equiv) followed by $\text{Cu}(\text{OAc})_2$ (3 mg, 0.02 mmol, 0.05 equiv) and NaAsc (9 mg, 0.041 mmol, 0.1 equiv). The reaction was stirred for 16 h, after which EtOAc was added. The mixture was washed with EDTA (10 mg/mL, 10 mL) and brine (2 x 10 mL), dried over Na_2SO_4 , and concentrated under vacuum. The resulting residue was purified by flash chromatography (silica gel) to provide the desired compound.

1-(1-Benzyl-1H-1,2,3-triazol-4-yl)-5,6-dimethyl-1H-benzo[d]imidazole (3a). Prepared using General Procedure A. White solid (31 mg, 66 %). Purification on silica gel using hexane/EtOAc 3/7. ¹H NMR (CDCl₃, 400 MHz): δ 8.20 (br. s, 1H), 7.67 (s, 1H), 7.58 (br. s, 1H), 7.39–7.45 (m, 4H), 7.37–7.34 (m, 2H), 5.62 (s, 2H), 2.37 (s, 6H). ¹³C NMR (CDCl₃, 100 MHz): δ 143.2, 142.4, 140.4, 134.0, 133.6, 132.2, 131.1, 129.5, 129.3, 128.3, 120.7, 113.5, 111.3, 55.2, 20.7, 20.3. IR ν_{\max} (neat): 3086, 2922, 2854, 1724, 1584, 1495, 1459, 1407, 1284, 1213, 1053, 867, 718 cm⁻¹. HRMS (ESI-TOF) m/z : [M + H]⁺ Calcd for C₁₈H₁₈N₅ 304.1557; Found 304.1551.

5,6-Dimethyl-1-(1-octyl-1H-1,2,3-triazol-4-yl)-1H-benzo[d]imidazole (3b). Prepared using General Procedure A. White solid (88 mg, 98%). Purification on silica gel using hexane/EtOAc 3/7. ¹H NMR (CDCl₃, 500 MHz): δ 8.62 (br. s, 1H), 7.77–7.68 (m, 3H), 4.45 (t, $J = 7.1$ Hz, 2H), 2.40 (s, 3H), 2.38 (s, 3H), 2.00 (app. quint, $J = 6.6$ Hz, 2H), 1.40–1.26 (m, 10H), 0.87 (t, $J = 7.2$ Hz, 3H). ¹³C NMR (CDCl₃, 100 MHz): δ 133.9, 132.0, 113.8, 51.5, 31.8, 30.4, 29.8, 29.2, 29.1, 26.6, 22.7, 20.7, 20.4, 14.2. IR ν_{\max} (neat): 3135, 2924, 2857, 1740, 1597, 1500, 1470, 1383, 1292, 1206, 1156, 1091, 1053, 1033, 949, 869, 785 cm⁻¹. HRMS (ESI-TOF) m/z : [M + H]⁺ Calcd for C₁₉H₂₈N₅ 326.2339; Found 326.2323.

1-(1-((3s,5s,7s)-Adamantan-1-yl)-1H-1,2,3-triazol-4-yl)-5,6-dimethyl-1H-benzo[d]imidazole (3c). Prepared using General Procedure A. White solid (95 mg, 99%). Purification on silica gel using hexane/EtOAc 3/7. ¹H NMR (CDCl₃, 400 MHz): δ 8.22 (br. s, 1H), 7.82 (s, 1H), 7.60 (s, 1H), 7.47 (s, 1H), 2.39 (s, 3H), 2.38 (s, 3H), 2.33 (br. s, 9H), 1.83 (br. s, 6H). ¹³C NMR (CDCl₃, 100 MHz): δ 142.4, 142.1, 140.7, 133.5, 132.1, 131.4, 120.7, 111.4, 110.6, 61.0, 43.1, 35.9, 29.8, 29.6, 20.7, 20.4. IR ν_{\max} (neat): 3080, 2917, 2852, 1725, 1586, 1495, 1467, 1448, 1281, 1216, 1149, 1019, 948, 861, 844 cm⁻¹. HRMS (ESI-TOF) m/z : [M + H]⁺ Calcd for C₂₁H₂₆N₅ 348.2183; Found 348.2179.

(S)-5,6-Dimethyl-1-(1-(1-phenylethyl)-1H-1,2,3-triazol-4-yl)-1H-benzo[d]imidazole (3d). Prepared using General Procedure A. White solid (46 mg, 95%). Purification on silica gel using hexane/EtOAc 3/7. ¹H NMR (CDCl₃, 400 MHz): δ 8.20 (br. s, 1H), 7.63 (s, 1H), 7.59 (br. s, 1H), 7.45–7.35 (m, 6H),

5.88 (q, $J = 7.0$ Hz, 1H), 2.37 (s, 6H), 2.09 (d, $J = 7.1$ Hz, 3H). ^{13}C NMR (CDCl_3 , 100 MHz): δ 139.3, 133.6, 132.3, 129.4, 126.7, 120.7, 112.6, 111.5, 61.5, 29.8, 21.3, 20.7, 20.4. 4 signals not observed/coincident. IR ν_{max} (neat): 3110, 2926, 2857, 1724, 1590, 1498, 1459, 1383, 1286, 1212, 1143, 910, 731 cm^{-1} . HRMS (ESI-TOF) m/z : $[\text{M} + \text{H}]^+$ Calcd for $\text{C}_{19}\text{H}_{20}\text{N}_5$ 318.1713; Found 318.1704.

(S)-2-((*tert*-Butoxycarbonyl)amino)-6-(4-(5,6-dimethyl-1*H*-benzo[*d*]imidazol-1-yl)-1*H*-1,2,3-triazol-1-yl)hexanoic acid (**3e**). Prepared using General Procedure A. Yellow solid (56 mg, 94%). Purification on silica gel using DCM/MeOH 9/1 + 0.01% AcOH. ^1H NMR (CDCl_3 , 400 MHz): δ 9.80 (br. s, 1H), 8.79 (s, 1H), 7.91 (s, 1H), 7.71 (s, 1H), 4.60 (br. s, 2H), 4.08 (br. s, 1H), 2.48 (s, 6H), 2.08 (br. s, 2H), 1.89 (br. s, 1H), 1.74 (br. s, 1H), 1.51 (br. s, 2H), 1.41 (s, 9H). ^{13}C NMR (CDCl_3 , 100 MHz): δ 175.9, 158.1, 141.0, 139.2, 138.9, 119.9, 116.0, 114.8, 80.4, 54.6, 52.4, 32.2, 30.6, 28.7, 23.9, 20.7, 20.5. 2 signals not observed/coincident. IR ν_{max} (neat): 3382, 3127, 2974, 2867, 2485, 2233, 2071, 1686, 1591, 1422, 1392, 1368, 1247, 1165, 1119, 1052, 974 cm^{-1} . HRMS (ESI-TOF) m/z : $[\text{M} + \text{H}]^+$ Calcd for $\text{C}_{22}\text{H}_{31}\text{N}_6\text{O}_4$ 443.2401; Found 443.2389.

*5,6-Dimethyl-1-(1-(pyridin-2-ylmethyl)-1*H*-1,2,3-triazol-4-yl)-1*H*-benzo[*d*]imidazole* (**3f**). Prepared using General Procedure A. Yellow oil (83 mg, 99%). Purification on silica gel using hexane/EtOAc 3/7. ^1H NMR (CDCl_3 , 500 MHz): δ 8.61 (d, $J = 4.5$ Hz, 1H), 8.24 (s, 1H), 8.03 (s, 1H), 7.72 (dt, $J = 7.7, 1.7$ Hz, 1H), 7.57 (s, 1H), 7.45 (s, 1H), 7.33 (d, $J = 7.7$ Hz, 1H), 7.29 (m, 1H), 5.72 (s, 2H), 2.36 (s, 6H). ^{13}C NMR (CDCl_3 , 100 MHz): δ 153.6, 150.1, 143.0, 142.3, 140.4, 137.6, 133.6, 133.5, 133.4, 132.3, 132.2, 132.1, 131.0, 123.8, 122.8, 120.6, 114.3, 111.3. IR ν_{max} (neat): 3105, 2960, 2917, 2852, 1586, 1502, 1465, 1435 cm^{-1} . HRMS (ESI-TOF) m/z : $[\text{M} + \text{H}]^+$ Calcd for $\text{C}_{17}\text{H}_{17}\text{N}_6$ 305.1509; Found 305.1508.

N-(2-(4-(5,6-Dimethyl-1*H*-benzo[*d*]imidazol-1-yl)-1*H*-1,2,3-triazol-1-yl)ethyl)-*N*-methyl-7-nitrobenzo[*c*][1,2,5]oxadiazol-4-amine (**3g**). Prepared using General Procedure A. Red solid (119 mg, 95%). Purification on silica gel using hexane/EtOAc 1/9. ^1H NMR (CDCl_3 , 400 MHz): δ 8.48 (m, 2H), 7.63 (s, 1H), 7.49 (br. s, 1H), 6.38 (d, $J = 9.3$ Hz, 1H), 4.98 (t, $J = 4.5$ Hz, 2H), 3.45–3.42 (m, 2H),

2.39 (d, $J = 4.7$ Hz, 6H), 2.03 (s, 3H). 1 signal not observed/coincident. IR ν_{\max} (neat): 3599, 3108, 3082, 2917, 2852, 1613, 1597, 1550, 1424, 1288, 1216, 1149, 1087, 1002, 918, 732 cm^{-1} . HRMS (ESI-TOF) m/z : $[M + H]^+$ Calcd for $\text{C}_{20}\text{H}_{20}\text{N}_9\text{O}_3$ 434.1684; Found 434.1613.

N-(3-(4-(5,6-Dimethyl-1*H*-benzo[*d*]imidazol-1-yl)-1*H*-1,2,3-triazol-1-yl)propyl)-5-(dimethylamino)naphthalene-1-sulfonamide (**3h**). Prepared using General Procedure A. Yellow solid (43 mg, 92%). Purification on silica gel using DCM/MeOH 9/1. ^1H NMR (CDCl_3 , 500 MHz): δ 8.52 (d, $J = 8.6$ Hz, 1H), 8.27 (d, $J = 8.6$ Hz, 1H), 8.24 (s, 1H), 8.21 (d, $J = 8.6$ Hz, 1H), 7.80 (s, 1H), 7.61 (s, 1H), 7.55 (t, $J = 7.6$ Hz, 1H), 7.50–7.46 (m, 2H), 7.16 (d, $J = 7.6$ Hz, 1H), 5.38 (t, $J = 6.5$ Hz, 1H), 4.54 (t, $J = 5.5$ Hz, 2H), 2.94 (q, $J = 6.2$ Hz, 2H), 2.86 (s, 6H), 2.39 (s, 6H), 2.15 (m, 2H). ^{13}C NMR (CDCl_3 , 100 MHz): δ 152.4, 142.6, 142.4, 140.5, 134.2, 133.8, 132.4, 131.0, 130.1, 129.9, 129.6, 128.9, 123.4, 120.7, 118.3, 115.5, 114.7, 111.4, 47.7, 45.5, 39.9, 30.2, 20.7, 20.4. IR ν_{\max} (neat): 3127, 2924, 2857, 2794, 1750, 1597, 1457, 1396, 1325, 1312, 1234, 1146, 1092, 1042, 951, 789 cm^{-1} . HRMS (ESI-TOF) m/z : $[M + H]^+$ Calcd for $\text{C}_{26}\text{H}_{30}\text{N}_7\text{O}_2\text{S}$ 504.2176; Found 504.2153.

1-(3',6'-Dihydroxy-3-oxo-3*H*-spiro[isobenzofuran-1,9'-xanthen]-5-yl)-3-(3-(4-(5,6-dimethyl-1*H*-benzo[*d*]imidazol-1-yl)-1*H*-1,2,3-triazol-1-yl)propyl)thiourea (**3i**). Prepared using General Procedure A. Red solid (66 mg, 85%). Purification on silica gel using DCM/MeOH 9/1. ^1H NMR (CDCl_3 , 400 MHz): δ 9.32 (br. s, 1H), 9.00 (s, 1H), 8.45 (s, 1H), 7.86 (d, $J = 8.0$ Hz, 1H), 7.82 (s, 1H), 7.65–7.62 (m, 2H), 7.16 (d, $J = 8.3$ Hz, 1H), 6.72–6.68 (m, 2H), 6.60–6.56 (m, 3H), 4.66 (t, $J = 6.9$ Hz, 2H), 3.51 (s, 2H), 3.16 (s, 2H), 2.40 (s, 3H), 2.38 (s, 3H). IR ν_{\max} (neat): 2924, 2113, 1716, 1593, 1541, 1457, 1381, 1303, 1245, 1210, 854 cm^{-1} . HRMS (ESI-TOF) m/z : $[M - H]^-$ Calcd for $\text{C}_{35}\text{H}_{28}\text{N}_7\text{O}_5\text{S}$ 658.1878; Found 642.1632 $[M - \text{OH}]^-$. ^{13}C NMR could not be obtained due to relaxation issues.

N-(2-(2-(2-(2-(4-(5,6-Dimethyl-1*H*-benzo[*d*]imidazol-1-yl)-1*H*-1,2,3-triazol-1-yl)ethoxy)ethoxy)ethoxy)ethyl)-5-((3*aS*,4*S*,6*aR*)-2-oxohexahydro-1*H*-thieno[3,4-*d*]imidazol-4-yl)pentanamide (**3j**). Prepared using General Procedure A. White solid (24 mg, 87%). Purification on silica gel using DCM/MeOH 9/1. ^1H NMR (CDCl_3 , 400 MHz): δ 8.52 (s, 2H), 7.63 (br. s, 1H), 7.55

(br. s, 1H), 4.71 (t, $J = 5.2$ Hz, 2H), 4.45 (dd, $J = 7.8, 4.9$ Hz, 1H), 4.25 (dd, $J = 7.9, 4.5$ Hz, 1H), 3.99 (t, $J = 4.9$ Hz, 2H), 3.69–3.66 (m, 2H), 3.64–3.62 (m, 2H), 3.58–3.55 (m, 2H), 3.49–3.47 (m, 2H), 3.38 (t, $J = 5.4$ Hz, 2H), 3.24 (t, $J = 5.4$ Hz, 2H), 3.17–3.12 (m, 1H), 2.88 (dd, $J = 12.8, 5.0$ Hz, 1H), 2.68 (d, $J = 12.7$ Hz, 1H), 2.41 (s, 3H), 2.40 (s, 3H), 2.17–2.13 (m, 2H), 1.73–1.50 (m, 4H), 1.42–1.34 (m, 2H). ^{13}C NMR (CDCl_3 , 100 MHz): δ 176.0, 166.1, 135.2, 133.9, 120.6, 118.2, 112.9, 71.5, 71.4, 71.1, 70.5, 63.3, 61.6, 57.0, 52.3, 41.0, 40.2, 36.7, 29.7, 29.4, 26.8, 20.7, 20.3. IR ν_{max} (neat): 3375, 3124, 2922, 2867, 2470, 2068, 1690, 1645, 1591, 1454, 1098, 1055 cm^{-1} . HRMS (ESI-TOF) m/z : $[\text{M} + \text{H}]^+$ Calcd for $\text{C}_{28}\text{H}_{43}\text{N}_8\text{O}_5\text{S}$ 615.3072; Found 615.3149.

1-Benzyl-4-(2-phenoxyethyl)-1H-1,2,3-triazole (5a). Prepared using General Procedure B. White solid (81 mg, quant). Purification on silica gel using hexane/EtOAc 3/7. ^1H NMR (CDCl_3 , 400 MHz): δ 7.40–7.34 (m, 4H), 7.29–7.26 (m, 2H), 7.25–7.24 (m, 2H), 6.94 (tt, $J = 7.4, 1.1$ Hz), 6.89–6.85 (m, 2H), 5.50 (s, 2H), 4.23 (t, $J = 6.5$ Hz, 2H), 3.19 (t, $J = 6.5$ Hz, 2H). ^{13}C NMR (CDCl_3 , 100 MHz): δ 158.8, 135.0, 129.6, 129.2, 128.8, 128.1, 122.0, 121.1, 114.7, 66.8, 54.2, 26.4. IR ν_{max} (neat): 3120, 3071, 3038, 2958, 2935, 1604, 1590, 1496, 1459, 1251, 1219, 1176, 1059, 1042, 890, 828, 789, 752, 720 cm^{-1} . HRMS (ESI-TOF) m/z : $[\text{M} + \text{Na}]^+$ Calcd for $\text{C}_{17}\text{H}_{17}\text{N}_3\text{ONa}$ 302.1264; Found 302.1256.

1-Octyl-4-(2-phenoxyethyl)-1H-1,2,3-triazole (5b). Prepared using General Procedure B. White solid (78 mg, 94%). Purification on silica gel using hexane/EtOAc 3/7. ^1H NMR (CDCl_3 , 400 MHz): δ 7.41 (s, 1H), 7.29–7.25 (m, 2H), 6.96–6.89 (m, 3H), 4.30 (t, $J = 7.2$ Hz, 2H), 4.24 (t, $J = 6.5$ Hz, 2H), 3.21 (t, $J = 6.5$ Hz, 2H), 1.87 (app. quint, $J = 7.1$ Hz, 2H), 1.30–1.25 (m, 10H), 0.87 (t, $J = 6.6$ Hz, 3H). ^{13}C NMR (CDCl_3 , 100 MHz): δ 158.7, 144.6, 129.6, 121.7, 121.0, 114.6, 66.8, 50.3, 31.8, 30.4, 29.1, 29.0, 26.6, 26.3, 22.7, 14.1. IR ν_{max} (neat): 3142, 2956, 2922, 2852, 1604, 1591, 1500, 1487, 1388, 1247, 1217, 1176, 1057, 1035, 886, 817, 756, 694 cm^{-1} . HRMS (ESI-TOF) m/z : $[\text{M} + \text{Na}]^+$ Calcd for $\text{C}_{18}\text{H}_{27}\text{N}_3\text{ONa}$ 324.2046; Found 324.2035.

1-((3s,5s,7s)-Adamantan-1-yl)-4-(2-phenoxyethyl)-1H-1,2,3-triazole (5c). Prepared using General Procedure B. White solid (81 mg, quant). Purification on silica gel using hexane/EtOAc 3/7. ^1H NMR

(CDCl₃, 400 MHz): δ 7.49 (s, 1H), 7.30–7.28 (m, 2H), 7.00–6.90 (m, 3H), 4.25 (t, J = 6.6 Hz, 2H), 3.22 (t, J = 6.6 Hz, 2H), 2.25–2.23 (m, 9H), 1.82–1.75 (m, 6H). ¹³C NMR (CDCl₃, 100 MHz): δ 158.9, 143.7, 129.6, 121.0, 118.2, 114.7, 67.1, 59.4, 43.1, 36.1, 29.6, 26.5. IR ν_{\max} (neat): 2909, 2857, 1599, 1590, 1556, 1500, 1476, 1457, 1420, 1348, 1292, 1243, 1035, 1016, 780, 759, 694 cm⁻¹. HRMS (ESI-TOF) m/z : [M + Na]⁺ Calcd for C₂₀H₂₅N₃ONa 346.1890; Found 346.1881.

(S)-4-(2-Phenoxyethyl)-1-(1-phenylethyl)-1H-1,2,3-triazole (**5d**). Prepared using General Procedure B. White solid (67 mg, 84%). Purification on silica gel using hexane/EtOAc 3/7. ¹H NMR (CDCl₃, 400 MHz): δ 7.38–7.32 (m, 8H), 6.94 (tt, J = 7.4, 1.1 Hz, 1H), 6.88–6.85 (m, 2H), 5.78 (q, J = 7.2 Hz, 1H), 4.23 (t, J = 6.5 Hz, 2H), 3.19 (t, J = 6.5 Hz, 2H), 1.97 (d, J = 7.1 Hz, 3H). ¹³C NMR (CDCl₃, 100 MHz): δ 158.7, 144.6, 140.2, 129.6, 129.1, 128.5, 126.6, 121.0, 120.8, 114.7, 66.8, 60.2, 25.4, 21.4. IR ν_{\max} (neat): 3170, 3066, 3030, 3045, 2941, 2924, 2870, 1604, 1588, 1498, 1463, 1387, 1366, 1305, 1251, 1038, 811, 756, 733, 705, 694 cm⁻¹. HRMS (ESI-TOF) m/z : [M + Na]⁺ Calcd for C₁₈H₁₉N₃ONa 316.1420; Found 316.1410.

(S)-2-((tert-Butoxycarbonyl)amino)-6-(4-(2-phenoxyethyl)-1H-1,2,3-triazol-1-yl)hexanoic acid (**5e**). Prepared using General Procedure B. White solid (46 mg, 82%). Purification on silica gel using DCM/MeOH 9/1, 0.1% AcOH. ¹H NMR (MeOD, 500 MHz): δ 7.83 (br. s, 1H), 7.24 (t, J = 7.8 Hz, 2H), 6.92–6.89 (m, 3H), 4.37 (t, J = 7.1 Hz, 2H), 4.22 (t, J = 6.5 Hz, 2H), 4.08–4.05 (m, 1H), 3.15 (t, J = 6.4 Hz, 2H), 1.94–1.89 (m, 2H), 1.87–1.80 (m, 2H), 1.70–1.55 (m, 2H), 1.42 (s, 9H). ¹³C NMR (MeOD, 100 MHz): δ 176.0, 158.1, 130.5, 121.9, 115.6, 80.5, 67.7, 54.6, 52.2, 51.1, 32.3, 32.2, 29.4, 28.7, 26.9, 23.9. IR ν_{\max} (neat): 3398, 2952, 2922, 2868, 2482, 2242, 2071, 1688, 1600, 1368, 1167, 1119, 974 cm⁻¹. HRMS (ESI-TOF) m/z : [M + Na]⁺ Calcd for C₂₁H₃₀N₄O₅Na 441.2108; Found 441.2102.

2-((4-(2-Phenoxyethyl)-1H-1,2,3-triazol-1-yl)methyl)pyridine (**5f**). Prepared using General Procedure B. White solid (60 mg, 79%). Purification on silica gel using hexane/EtOAc 3/7. ¹H NMR (CDCl₃, 400 MHz): δ 8.60 (s, 1H), 7.67 (tt, J = 7.8, 1.8 Hz, 1H), 7.60 (s, 1H), 7.29–7.24 (m, 4H), 7.15 (d, J =

7.7 Hz, 1H), 6.93 (tt, $J = 7.3, 1.2$ Hz, 1H), 6.88 (m, 1H), 5.63 (s, 2H), 4.25 (t, $J = 6.5$ Hz, 2H), 3.22 (t, $J = 6.5$ Hz, 2H). ^{13}C NMR (CDCl_3 , 100 MHz): δ 158.8, 137.5, 129.6, 123.5, 121.1, 114.7, 66.8, 55.7, 26.4. 3 signals not observed/coincident. IR ν_{max} (neat): 3142, 2932, 1601, 1590, 1496, 1474, 1441, 1295, 1241, 1052, 1022, 1035, 998, 752, 692 cm^{-1} . HRMS (ESI-TOF) m/z : $[\text{M} + \text{Na}]^+$ Calcd for $\text{C}_{16}\text{H}_{16}\text{N}_4\text{ONa}$ 303.1216; Found 303.1214.

N-Methyl-7-nitro-*N*-(2-(4-(2-phenoxyethyl)-1*H*-1,2,3-triazol-1-yl)ethyl)benzo[*c*][1,2,5]oxadiazol-4-amine (**5g**). Prepared using General Procedure B. Yellow solid (118 mg, 85%). Purification on silica gel using hexane/EtOAc 1/9. ^1H NMR (CDCl_3 , 500 MHz): δ 8.37 (d, $J = 9.0$ Hz, 1H), 7.86 (br. s, 1H), 7.24 (t, $J = 7.7$ Hz, 2H), 6.92 (t, $J = 7.3$ Hz, 1H), 6.84 (d, $J = 8.0$ Hz, 2H), 6.20 (d, $J = 8.9$ Hz, 1H), 4.68 (m, 2H), 4.01 (t, $J = 6.0$ Hz, 2H), 3.03 (t, $J = 6.0$ Hz, 2H), 1.34–1.29 (m, 5H). IR ν_{max} (neat): 3142, 1617, 1556, 1483, 1429, 1303, 1281, 1095, 1035, 1000, 801, 756, 682 cm^{-1} . HRMS (ESI-TOF) m/z : $[\text{M} + \text{Na}]^+$ Calcd for $\text{C}_{19}\text{H}_{19}\text{N}_7\text{O}_4\text{Na}$ 432.1391; Found 432.1376. ^{13}C NMR could not be obtained due to relaxation issues.

5-(Dimethylamino)-*N*-(3-(4-(2-phenoxyethyl)-1*H*-1,2,3-triazol-1-yl)propyl)naphthalene-1-sulfonamide (**5h**). Prepared using General Procedure B. Yellow solid (38 mg, 87%). Purification on silica gel using DCM/MeOH 9/1. ^1H NMR (CDCl_3 , 400 MHz): δ 8.53 (dt, $J = 8.5, 0.9$ Hz, 1H), 8.27 (dt, $J = 8.5, 0.9$ Hz, 1H), 8.18 (dd, $J = 7.3, 1.2$ Hz, 1H), 7.55 (dd, $J = 8.6, 7.6$ Hz, 1H), 7.47 (dd, $J = 8.5, 7.2$ Hz, 1H), 7.33 (s, 1H), 7.28–7.24 (m, 2H), 7.16 (d, $J = 7.6$ Hz, 1H), 6.95–6.88 (m, 3H), 5.41 (t, $J = 6.5$ Hz, 1H), 4.32 (t, $J = 6.6$ Hz, 2H), 4.20 (t, $J = 6.3$ Hz, 2H), 3.15 (t, $J = 6.3$ Hz, 2H), 2.87 (s, 6H), 2.01 (m, 4H). ^{13}C NMR (CDCl_3 , 100 MHz): δ 158.7, 152.2, 134.5, 130.8, 130.0, 129.8, 129.6, 128.7, 123.3, 121.0, 118.6, 115.4, 114.7, 66.7, 46.9, 45.5, 40.1, 32.0, 30.4, 29.8, 26.2, 14.3. IR ν_{max} (neat): 3293, 3142, 2935, 2870, 2790, 1603, 1590, 1577, 1500, 1457, 1409, 1396, 1314, 1236, 1145, 1038, 947, 910, 791, 757, 731, 694 cm^{-1} . HRMS (ESI-TOF) m/z : $[\text{M} + \text{Na}]^+$ Calcd for $\text{C}_{25}\text{H}_{29}\text{N}_5\text{O}_3\text{SNa}$ 502.1883; Found 502.1862.

1-(3',6'-Dihydroxy-3-oxo-3H-spiro[isobenzofuran-1,9'-xanthen]-5-yl)-3-(3-(4-(2-phenoxyethyl)-1H-1,2,3-triazol-1-yl)propyl)thiourea (5i). Prepared using General Procedure B. Red solid (68 mg, 91%). Purification on silica gel using DCM/MeOH 9/1. ¹H NMR (CDCl₃, 500 MHz): δ 8.72 (br. s, 1H), 8.38 (s, 1H), 8.06 (s, 1H), 7.83 (d, *J* = 7.7 Hz, 1H), 7.27 (t, *J* = 7.1 Hz, 2H), 7.17 (d, *J* = 7.1 Hz, 1H), 6.95 (m, 2H), 6.71 (s, 3H), 6.58 (q, *J* = 8.2 Hz, 3H), 4.45 (t, *J* = 6.4 Hz, 2H), 4.22 (t, *J* = 6.6 Hz, 4H), 3.51 (m, 2H), 3.09 (t, *J* = 6.4 Hz, 2H). IR ν_{\max} (neat): 2928, 1638, 1591, 1541, 1457, 1381, 1295, 1238, 1210, 1176, 1120, 852 cm⁻¹. HRMS (ESI-TOF) *m/z*: [M - H]⁻ Calcd for C₃₄H₂₈N₅O₆S 634.1766, found 618.2001 [M - OH]. ¹³C NMR could not be obtained due to relaxation issues.

*5-((3a*S*,4*S*,6a*R*)-2-Oxohexahydro-1H-thieno[3,4-*d*]imidazol-4-yl)-N-(2-(2-(2-(2-(4-(2-phenoxyethyl)-1H-1,2,3-triazol-1-yl)ethoxy)ethoxy)ethyl)pentanamide (5j)*. Prepared using General Procedure B. White solid (32 mg, 88%). Purification on silica gel using DCM/MeOH 9/1. ¹H NMR (CDCl₃, 400 MHz): δ 7.96 (br. s, 1H), 7.25 (t, *J* = 7.7 Hz, 2H), 6.92 (d, *J* = 7.2 Hz, 3H), 4.56 (t, *J* = 4.6 Hz, 2H), 4.47 (dd, *J* = 7.6, 5.6 Hz, 1H), 4.28 (dd, *J* = 7.9, 4.3 Hz, 1H), 4.24 (t, *J* = 5.1 Hz, 2H), 3.88 (t, *J* = 4.7 Hz, 2H), 3.63–3.54 (m, 8H), 3.50 (t, *J* = 5.1 Hz, 2H), 3.37–3.33 (m, 2H), 3.20–3.17 (m, 3H), 2.90 (dd, *J* = 12.5, 4.8 Hz, 1H), 2.70 (d, *J* = 12.7 Hz, 1H), 2.19 (t, *J* = 7.4 Hz, 2H), 1.75–1.54 (m, 4H), 1.41 (app. quint, *J* = 7.5 Hz, 2H). ¹³C NMR (CDCl₃, 100 MHz): δ 176.1, 166.1, 160.2, 130.5, 121.9, 115.7, 71.6, 71.5, 71.4, 71.2, 10.6, 70.4, 67.8, 63.4, 61.6, 57.0, 51.5, 41.1, 40.3, 36.7, 29.7, 29.5, 27.0, 26.8. 1 signal not observed/coincident. IR ν_{\max} (neat): 3274, 3071, 2917, 2861, 1695, 1679, 1643, 1545, 1474, 1238, 1104, 1035, 756 cm⁻¹. HRMS (ESI-TOF) *m/z*: [M + H]⁺ Calcd for C₂₈H₄₃N₆O₆S 591.2959, found 591.2811.

3-(1-Benzyl-1H-1,2,3-triazol-4-yl)oxazolidin-2-one (7b).²⁹ Prepared using General Procedure C. White solid (99 mg, 99%). Purification on silica gel using hexane/EtOAc 7/3. ¹H NMR (CDCl₃, 400 MHz): δ 7.82 (s, 1H), 7.36–7.33 (m, 3H), 7.28–7.26 (m, 2H), 5.48 (s, 2H), 4.56–4.52 (m, 2H), 4.25–4.21 (m, 2H). ¹³C NMR (CDCl₃, 100 MHz): δ 154.9, 144.1, 134.4, 129.2, 129.0, 128.2, 111.9, 63.4, 54.9, 43.7.

(1-Benzyl-1H-1,2,3-triazol-4-yl)(pyrrolidin-1-yl)methanone (7c). Prepared using General Procedure C. White solid (105 mg, quant). Purification on silica gel using hexane/EtOAc 7/3. ¹H NMR (CDCl₃, 400 MHz): δ 8.02 (s, 1H), 7.36–7.34 (m, 3H), 7.28–7.26 (m, 2H), 5.52 (s, 2H), 4.09 (t, *J* = 6.7 Hz, 2H), 3.62 (t, *J* = 6.9 Hz, 2H), 1.97 (app. quint, *J* = 7.1 Hz, 2H), 1.88 (app. quint, *J* = 7.1 Hz, 2H). ¹³C NMR (CDCl₃, 100 MHz): δ 159.5, 145.5, 134.1, 129.3, 129.0, 128.3, 127.6, 54.3, 48.7, 47.0, 26.6, 23.8. IR ν_{\max} (neat): 3298, 3099, 2939, 2861, 2190, 1600, 1543, 1498, 1424, 1342, 1279, 1229, 1048 cm⁻¹. HRMS (ESI-TOF) *m/z*: [M + Na]⁺ Calcd for C₁₄H₁₆N₄ONa 279.1216; Found 279.1206.

1-Benzyl-4-(phenoxyethyl)-1H-1,2,3-triazole (7d).³⁰ Prepared using General Procedure C. White solid (106 mg, 97%). Purification on silica gel using hexane/EtOAc 9/1. ¹H NMR (CDCl₃, 400 MHz): δ 7.52 (s, 1H), 7.37–7.35 (m, 3H), 7.29–7.25 (m, 4H), 6.97–6.95 (m, 3H), 5.52 (s, 2H), 5.18 (s, 2H). ¹³C NMR (CDCl₃, 100 MHz): δ 157.7, 144.2, 134.0, 129.0, 128.7, 128.3, 127.6, 122.1, 120.8, 114.3, 61.6, 53.7.

1-Benzyl-4-(p-tolyl)-1H-1,2,3-triazole (7e).³¹ Prepared using General Procedure C. White solid (94 mg, 92%). Purification on silica gel using hexane/EtOAc 9/1. ¹H NMR (CDCl₃, 400 MHz): δ 7.70 (s, 1H), 7.68 (s, 1H), 7.62 (s, 1H), 7.39–7.36 (m, 3H), 7.32–7.31 (m, 1H), 7.30–7.29 (m, 1H), 7.21 (s, 1H), 7.19 (s, 1H), 5.56 (s, 2H), 2.36 (s, 3H). ¹³C NMR (CDCl₃, 100 MHz): δ 148.4, 138.1, 134.9, 129.6, 129.3, 128.9, 128.2, 127.9, 125.7, 119.3, 54.3, 21.4.

1-Benzyl-4-propyl-1H-1,2,3-triazole (7f).³² Prepared using General Procedure C. White solid (70 mg, 85%). Purification on silica gel using hexane. ¹H NMR (CDCl₃, 400 MHz): δ 7.36–7.31 (m, 3H), 7.24–7.21 (m, 2H), 7.18 (s, 1H), 5.47 (s, 2H), 2.64 (t, *J* = 7.4 Hz, 2H), 1.64 (sextet, *J* = 7.4 Hz, 2H), 0.9 (t, *J* = 7.4 Hz, 3H). ¹³C NMR (CDCl₃, 100 MHz): δ 148.8, 135.1, 129.1, 128.6, 128.0, 120.7, 54.0, 27.8, 22.7, 13.8.

5-(1-Benzyl-1H-1,2,3-triazol-4-yl)-N-(1-((triisopropylsilyl)ethynyl)-1H-benzo[d]imidazol-6-yl)pentanamide (9a). To a solution of *N*-(1-((triisopropylsilyl)ethynyl)-1H-benzo[d]imidazol-6-

yl)hept-6-ynamide (50 mg, 0.119 mmol, 1 equiv.) in MeOH/H₂O (1/1, 2 mL) was added benzyl azide (15 μ L, 0.119 mmol, 1 equiv.), AMTC (3 mg, 0.012 mmol, 0.1 equiv.), Cu(OAc)₂ (1 mg, 0.006 mmol, 0.05 equiv.), and NaAsc (3 mg, 0.012 mmol, 0.1 equiv.). The reaction was stirred at rt for 16 h, after which DCM (10 mL) was added. The mixture was washed with aq. EDTA (10 mg/mL, 10 mL), brine (2 x 10 mL), dried over Na₂SO₄, and concentrated under reduced pressure. The resulting residue was purified by flash chromatography (silica gel, hexane/ EtOAc 3/7) to provide the desired product as a white solid (62 mg, 98%). ¹H NMR (CDCl₃, 400 MHz): δ 8.75 (s, 1H), 8.24 (s, 1H), 8.05 (br. s, 1H), 7.64 (br. s, 1H), 7.35–7.30 (m, 4H), 7.23–7.21 (m, 3H), 5.45 (s, 2H), 2.71 (t, J = 6.9 Hz, 2H), 2.43 (t, J = 6.9 Hz, 2H), 1.79–1.70 (m, 4H), 1.14 (s, 21H). ¹³C NMR (CDCl₃, 100 MHz): δ 171.8, 136.3, 134.8, 129.2, 128.8, 128.1, 120.6, 117.0, 102.6, 73.5, 54.2, 37.1, 29.8, 28.6, 25.1, 25.0, 18.7, 11.3. 5 signals not observed/coincident. IR ν_{\max} (neat): 3251, 2937, 2859, 2184, 1664, 1602, 1548, 1498, 1441, 1216, 909, 883, 730 cm⁻¹. HRMS (ESI-TOF) m/z : [M + Na]⁺ Calcd for C₃₂H₄₂N₆OSiNa 577.3082; Found 577.3122.

N-(1-(1-Cyclohexyl-1H-1,2,3-triazol-4-yl)-1H-benzo[*d*]imidazol-6-yl)hept-6-ynamide (**9b**). To a solution of *N*-(1-((triisopropylsilyl)ethynyl)-1H-benzo[*d*]imidazol-6-yl)hept-6-ynamide (50 mg, 0.12 mmol, 1 equiv.) in MeCN (1 mL) was added cyclohexylazide (15 mg, 0.12 mmol, 1 equiv.), TBAF (43 μ L, 0.13 mmol, 1.1 equiv.), and Cu(OAc)₂ (1 mg, 0.006 mmol, 0.05 equiv.). The reaction was stirred at rt for 16 h, after which DCM (10 mL) was added. The mixture was washed with aq. EDTA (10 mg/mL, 10 mL), brine (2 x 10 mL), dried over Na₂SO₄, and concentrated under reduced pressure. The resulting residue was purified by flash chromatography (silica gel, 7/3 EtOAc/hexane) to provide the desired product as a white solid (45 mg, 96%). ¹H NMR (CDCl₃, 400 MHz): δ 8.40 (br. s, 1H), 8.34 (s, 1H), 8.08 (br. s, 1H), 7.85 (s, 1H), 7.68 (br. s, 1H), 7.07 (d, J = 5.9 Hz, 1H), 4.48 (tt, J = 11.8, 3.6 Hz, 1H), 2.41 (t, J = 7.4 Hz, 2H), 2.27 (d, J = 12.4 Hz, 2H), 2.21 (dt, J = 7.2, 2.1 Hz, 2H), 1.96 (m, 3H), 1.89–1.82 (m, 4H), 1.59 (app. quint, J = 7.8 Hz, 2H), 1.52–1.41 (m, 2H), 1.32 (dt, J = 12.8, 2.7 Hz, 2H). ¹³C NMR (CDCl₃, 100 MHz): δ 171.5, 141.7, 135.1, 120.7, 116.1, 112.4, 102.7, 84.1, 68.9, 61.4, 37.2, 33.5, 28.0, 25.2, 25.1, 24.8, 18.3. 3 signals not observed/coincident. IR ν_{\max} (neat): 3289,

3259, 3123, 3080, 2930, 2855, 1673, 1604, 1587, 1550, 1487, 1442, 1299, 1240, 911, 803, 730 cm^{-1} .
HRMS (ESI-TOF) m/z : $[\text{M} + \text{Na}]^+$ Calcd for $\text{C}_{22}\text{H}_{26}\text{N}_6\text{ONa}$ 413.2060; Found 413.2049.

5-(1-Cyclohexyl-1H-1,2,3-triazol-4-yl)-N-(1-((triisopropylsilyl)ethynyl)-1H-benzo[d]imidazol-6-yl)pentanamide (10a). To a solution of *N*-(1-((triisopropylsilyl)ethynyl)-1H-benzo[d]imidazol-6-yl)hept-6-ynamide (50 mg, 0.119 mmol, 1 equiv.) in MeOH/H₂O (1/1, 2 mL) was added cyclohexylazide (15 mg, 0.12 mmol, 1 equiv.), AMTC (3 mg, 0.012 mmol, 0.1 equiv.), Cu(OAc)₂ (1 mg, 0.006 mmol, 0.05 equiv.), and NaAsc (3 mg, 0.012 mmol, 0.1 equiv.). The reaction was stirred at rt for 24 h, after which DCM (10 mL) was added. The mixture was washed with aq. EDTA (10 mg/mL, 10 mL), brine (2 x 10 mL), dried over Na₂SO₄, and concentrated under reduced pressure. The resulting residue was purified by flash chromatography (silica gel, hexane/ EtOAc 3/7) to provide the desired product as a white solid (42 mg, 63%). ¹H NMR (CDCl₃, 400 MHz): δ 8.51 (br. s, 1H), 8.20 (d, J = 1.6 Hz, 1H), 8.01 (s, 1H), 7.66 (d, J = 8.7 Hz, 1H), 7.32 (dd, J = 8.6, 1.7 Hz, 1H), 7.29 (s, 1H), 4.38 (tt, J = 11.8, 3.8 Hz, 1H), 2.75 (t, J = 6.9 Hz, 2H), 2.45 (t, J = 6.7 Hz, 2H), 2.18–2.15 (m, 2H), 1.92–1.87 (m, 2H), 1.83–1.65 (m, 6H), 1.48–1.37 (m, 2H), 1.27–1.21 (m, 2H), 1.16–1.14 (m, 21H). ¹³C NMR (CDCl₃, 100 MHz): δ 171.8, 147.2, 143.8, 138.2, 136.2, 135.0, 120.8, 118.7, 117.0, 102.6, 90.1, 73.4, 60.1, 37.2, 33.7, 28.6, 25.3, 25.3, 25.1, 25.0, 18.8, 11.3. 9 signals not observed/coincident. IR ν_{max} (neat): 3296, 3132, 3075, 2935, 2859, 2184, 1686, 1664, 1602, 1547, 1500, 1483, 1441, 1376, 1284, 1216, 1071? 998, 885, 680 cm^{-1} . HRMS (ESI-TOF): m/z : $[\text{M} + \text{Na}]^+$ Calcd for $\text{C}_{31}\text{H}_{46}\text{N}_6\text{OSiNa}$ 569.3395; Found 569.3382.

N-(1-(1-Benzyl-1H-1,2,3-triazol-4-yl)-1H-benzo[d]imidazol-6-yl)hept-6-ynamide (10b). To a solution of *N*-(1-((triisopropylsilyl)ethynyl)-1H-benzo[d]imidazol-6-yl)hept-6-ynamide (50 mg, 0.12 mmol, 1 equiv.) in MeCN (1 mL) was added benzyl azide (15 μL , 0.119 mmol, 1 equiv.), TBAF (43 μL , 0.13 mmol, 1.1 equiv.), and Cu(OAc)₂ (1 mg, 0.006 mmol, 0.05 equiv.). The reaction was stirred at rt for 2 h, after which DCM (10 mL) was added. The mixture was washed with aq. EDTA (10 mg/mL, 10 mL), brine (2 x 10 mL), dried over Na₂SO₄, and concentrated under reduced pressure. The resulting residue was purified by flash chromatography (silica gel, 9/1 EtOAc/hexane) to provide the desired

product as a white solid (47 mg, 98%). ^1H NMR (CDCl_3 , 400 MHz): δ 8.37 (br. s, 1H), 8.25 (br. s, 1H), 8.01 (br. s, 1H), 7.88 (s, 1H), 7.68 (d, $J = 8.7$ Hz, 1H), 7.39–7.34 (m, 5H), 7.20 (dd, $J = 8.6, 1.7$ Hz, 1H), 5.61 (s, 2H), 3.12–3.08 (m, 2H), 2.42 (t, $J = 7.3$ Hz, 2H), 2.22 (td, $J = 7.2, 2.7$ Hz, 2H), 1.95 (t, $J = 2.5$ Hz, 1H), 1.88–1.80 (m 2H). ^{13}C NMR (CDCl_3 , 100 MHz): δ 171.3, 135.2, 134.1, 129.4, 129.2, 128.3, 120.6, 116.2, 114.2, 102.5, 84.2, 68.8, 55.2, 37.1, 28.0, 24.7, 19.7, 18.3. 6 signals not observed/coincident. IR ν_{max} (neat): 2954, 2961, 2865, 1599, 1589, 1439, 1396, 1080, 1065, 1041, 866, 775 cm^{-1} . HRMS (ESI-TOF): m/z : $[\text{M} + \text{Na}]^+$ Calcd for $\text{C}_{23}\text{H}_{22}\text{N}_6\text{ONa}$ 421.1747; Found 421.1732.

5-(1-Benzyl-1H-1,2,3-triazol-4-yl)-N-(1-(1-cyclohexyl-1H-1,2,3-triazol-4-yl)-1H-benzo[d]imidazol-6-yl)pentanamide (11a). *Method A*: To a solution of 5-(1-benzyl-1H-1,2,3-triazol-4-yl)-N-(1-((triisopropylsilyl)ethynyl)-1H-benzo[d]imidazol-6-yl)pentanamide (64 mg, 0.12 mmol, 1 equiv.) in MeCN (1 mL) was added cyclohexylazide (15 mg, 0.12 mmol, 1 equiv.), TBAF (43 μL , 0.13 mmol, 1.1 equiv.) and $\text{Cu}(\text{OAc})_2$ (1 mg, 0.006 mmol, 0.05 equiv.). The reaction was stirred at rt for 16 h, after which DCM (10 mL) was added. The mixture was washed with aq. EDTA (10 mg/mL, 10 mL), brine (2 x 10 mL), dried over Na_2SO_4 and concentrated under reduced pressure. The resulting residue was purified by flash chromatography (silica gel, 9/1 EtOAc/hexane) to provide the desired product as a white solid (61 mg, 98%). *Method B*: To a solution of 5-(1-benzyl-1H-1,2,3-triazol-4-yl)-N-(1-((triisopropylsilyl)ethynyl)-1H-benzo[d]imidazol-6-yl)pentanamide (20 mg, 0.051 mmol, 1 equiv.) in MeOH/ H_2O (1/1, 2 mL) was added benzyl azide (7 μL , 0.051 mmol, 1 equiv.), AMTC (1 mg, 0.0051 mmol, 0.1 equiv.), $\text{Cu}(\text{OAc})_2$ (0.5 mg, 0.0026 mmol, 0.05 equiv.) and NaAsc (1 mg, 0.0026 mmol, 0.1 equiv.). The reaction was stirred at rt for 16 h, after which DCM (10 mL) was added. The mixture was washed with aq. EDTA (10 mg/mL, 10 mL), brine (2 x 10 mL), dried over Na_2SO_4 and concentrated under reduced pressure. The resulting residue was purified by flash chromatography (silica gel, 9/1 EtOAc/hexane) to provide the desired product as a white solid (25 mg, 94%). ^1H NMR (CDCl_3 , 400 MHz): δ 8.23 (s, 1H), 8.40 (br. s, 1H), 8.38 (s, 1H), 7.92 (s, 1H), 7.68 (d, $J = 7.5$ Hz, 1H), 7.33–7.30 (m, 4H), 7.23–7.20 (m, 3H), 5.45 (s, 2H), 4.47 (tt, $J = 11.8, 3.8$ Hz, 1H), 2.69 (t, $J = 6.5$ Hz, 2H), 2.43 (t, $J = 6.7$ Hz, 2H), 2.25 (dd, $J = 12.7, 2.4$ Hz, 2H), 1.95–1.89 (m, 2H), 1.84 (dd, $J = 12.1, 3.6$ Hz, 2H),

1.79–1.70 (m, 6H), 1.47 (tt, $J = 12.9, 3.5$ Hz, 2H). ^{13}C NMR (CDCl_3 , 100 MHz): δ 172.0, 135.5, 134.9, 129.2, 128.8, 128.1, 121.1, 120.6, 116.3, 112.3, 102.4, 61.3, 54.1, 37.1, 33.4, 28.6, 25.3, 26.2, 25.1, 25.0. 5 signals not observed/coincident. IR ν_{max} (neat): 3257, 3125, 3062, 2922, 2852, 2093, 1671, 1584, 1547, 1496, 1485, 1446, 1299, 1216, 1050, 816, 799, 729 cm^{-1} . HRMS (ESI-TOF) m/z : $[\text{M} + \text{Na}]^+$ Calcd for $\text{C}_{29}\text{H}_{33}\text{N}_9\text{ONa}$ 546.2700; Found 546.2660.

N-(1-(1-Benzyl-1*H*-1,2,3-triazol-4-yl)-1*H*-benzo[*d*]imidazol-6-yl)-5-(1-cyclohexyl-1*H*-1,2,3-triazol-4-yl)pentanamide (**11b**). *Method A*: To a solution of 5-(1-cyclohexyl-1*H*-1,2,3-triazol-4-yl)-*N*-(1-(triisopropylsilyl)ethynyl)-1*H*-benzo[*d*]imidazol-6-yl)pentanamide (30 mg, 0.06 mmol, 1 equiv.) in MeCN (1 mL) was added benzyl azide (7 μL , 0.06 mmol, 1 equiv.), TBAF (20 μL , 0.07 mmol, 1.1 equiv.) and $\text{Cu}(\text{OAc})_2$ (0.5 mg, 0.003 mmol, 0.05 equiv.). The reaction was stirred at rt for 2 h, after which DCM (10 mL) was added. The mixture was washed with aq. EDTA (10 mg/mL, 10 mL), brine (2 x 10 mL), dried over Na_2SO_4 and concentrated under reduced pressure. The resulting residue was purified by flash chromatography (silica gel, 9/1 EtOAc/hexane) to provide the desired product as a white solid (30 mg, 95%). *Method B*: To a solution of *N*-(1-(1-benzyl-1*H*-1,2,3-triazol-4-yl)-1*H*-benzo[*d*]imidazol-6-yl)hept-6-ynamide (30 mg, 0.08 mmol, 1 equiv.) in MeOH/ H_2O (1/1, 2 mL) was added cyclohexylazide (10 mg, 0.08 mmol, 1 equiv.), AMTC (1.6 mg, 0.008 mmol, 0.1 equiv.), $\text{Cu}(\text{OAc})_2$ (0.8 mg, 0.004 mmol, 0.05 equiv.) and NaAsc (3 mg, 0.008 mmol, 0.1 equiv.). The reaction was stirred at rt for 24 h, after which DCM (10 mL) was added. The mixture was washed with aq. EDTA (10 mg/mL, 10 mL), brine (2 x 10 mL), dried over Na_2SO_4 and concentrated under reduced pressure. The resulting residue was purified by flash chromatography (silica gel, 9/1 EtOAc/hexane) to provide the desired product as a yellow solid (30 mg, 71%). ^1H NMR (CDCl_3 , 400 MHz): δ 8.67 (br. s, 1H), 8.10 (br. s, 1H), 7.88 (br. s, 1H), 7.41–7.38 (m, 6H), 7.23 (m, 2H), 5.65 (s, 2H), 3.24 (m, 2H), 2.48 (t, $J = 5.8$ Hz, 2H), 2.29–2.26 (m, 1H), 2.20–2.18 (m, 2H), 1.90–1.75 (m, 6H), 1.69–1.60 (m, 4H), 1.45–1.42 (m, 2H). ^{13}C NMR (CDCl_3 , 100 MHz): δ 129.4, 129.2, 128.3, 124.6, 31.6, 30.3, 29.8, 29.6, 28.0, 25.3, 24.8, 24.5, 20.0, 13.9. 15 signals not observed/coincident. IR ν_{max} (neat): 3300, 2954, 2928, 2855, 1736, 1677, 1628, 1600, 1587, 1548, 1496, 1441, 1455, 1379, 1364, 1301, 1234, 864, 821, 725 cm^{-1} . HRMS (ESI-TOF): m/z : $[\text{M} + \text{Na}]^+$ Calcd for $\text{C}_{29}\text{H}_{33}\text{N}_9\text{ONa}$ 546.2700; Found 546.2689.

2-((4-(*p*-Tolyl)-1*H*-1,2,3-triazol-1-yl)methyl)pyridine (**12**).³³ To a solution of 5,6-dimethyl-1-((triisopropylsilyl)ethynyl)-1*H*-benzo[*d*]imidazole **1** (49 mg, 0.15 mmol, 1 equiv.) and 1-ethynyl-4-methylbenzene (19 μ L, 0.15 mmol, 1 equiv.) in MeCN (0.75 mL) was added 2-(azidomethyl)pyridine (20 mg, 0.15 mmol, 1 equiv.), (azidomethyl)benzene (19 μ L, 0.15 mmol, 1 equiv.), and Cu(OAc)₂ (1.4 mg, 0.0075 mmol, 0.05 equiv.). The reaction was stirred at rt for 5 h before being filtered through celite and concentrated under reduced pressure. The crude mixture was dissolved in MeCN (0.75 mL) before adding Cu(OAc)₂ (1.4 mg, 0.0075 mmol, 0.05 equiv.) and TBAF (1 M in THF, 22.5 μ L, 0.225 mmol, 1.5 equiv.). The reaction was stirred at rt for a further 16 h, after which EtOAc (10 mL) was added. The mixture was washed with aq. EDTA (10 mg/mL, 10 mL), brine (2 x 10 mL), dried over Na₂SO₄, and concentrated under reduced pressure. The resulting residue was purified by flash chromatography (silica gel, Et₂O/MeOH/NEt₃ 20/1/1) to provide the desired product as a white solid (32 mg, 85%). ¹H NMR (CDCl₃, 500 MHz): δ 8.61 (br. s, 1H), 7.89 (s, 1H), 7.72 (s, 1H), 7.71 (s, 1H), 7.68 (td, *J* = 7.6, 1.4 Hz, 1H), 7.26 (t, *J* = 5.4 Hz, 1H), 7.22 (t, *J* = 5.6 Hz, 3H), 5.69 (s, 2H), 2.36 (s, 3H). ¹³C NMR (CDCl₃, 100 MHz): δ 154.7, 149.8, 148.5, 138.1, 137.5, 129.6, 127.8, 125.7, 123.6, 122.6, 120.0, 55.8, 21.4.

ACKNOWLEDGMENTS

M.Z.C.H. thanks the University of Strathclyde for a PhD scholarship. C.P.S. thanks the Carnegie Trust for the Universities of Scotland for a PhD scholarship. We thank the EPSRC UK National Mass Spectrometry Facility at Swansea University for analyses.

ASSOCIATED CONTENT

Supporting information. Data for optimization, NMR and IR spectra for characterization.

REFERENCES

- (1) For seminal reports, see: a) Kolb, H. C.; Finn, M. G.; Sharpless, K. B. *Angew. Chem. Int. Ed.* **2001**, *40*, 2004–2021; b) Tornøe, C. W.; Christensen, C.; Meldal, M. *J. Org. Chem.* **2002**, *67*, 3057–3064.

- (2) For reviews see: a) Hein, J. E.; Fokin, V. V. *Chem. Soc. Rev.* **2010**, *39*, 1302–1315; b) Meldal, M.; Tornøe, C. W. *Chem. Rev.* **2008**, *108*, 2952–3015; c) Moses, J. E.; Moorhouse, A. D. *Chem. Soc. Rev.* **2007**, *36*, 1249–1262.
- (3) Weixian, X.; Scott, T. F.; Kloxin, C. J.; Bowman, C. N. *Adv. Funct. Mater.* **2014**, *24*, 2572–2590.
- (4) Thirumurugan, P.; Matosiuk, D.; Jozwiak, K. *Chem. Rev.* **2013**, *113*, 4905–4979.
- (5) Castro, V.; Rodríguez, H.; Albericio, F. *ACS Comb. Sci.* **2016**, *18*, 1–14.
- (6) a) Wang, Z.; Li, Y.; Dong, X.-H.; Yu, X.; Guo, K.; Su, H.; Yue, K.; Wesdemiotis, C.; Cheng, S. Z. D.; Zhang, W. B. *Chem. Sci.* **2013**, *4*, 1345–1352; b) Kele, P.; Mezö, G.; Achatz, D.; Wolfbeis, O. S. *Angew. Chem. Int. Ed.* **2009**, *48*, 344–347; c) DeForest, C. A.; Polizzotti, B. D.; Anseth, K. S. *Nature Materials* **2009**, *8*, 659–664.
- (7) a) Yuan, Z.; Kuang, G. C.; Clark, R. J.; Zhu, L. *Org. Lett.* **2012**, *14*, 2590–2593; b) Kuang, G. C.; Guha, P. M.; Brotherton, W. S.; Simmons, J. T.; Stankee, L. A.; Nguyen, B. T.; Clark, R. J.; Zhu, L. *J. Am. Chem. Soc.* **2011**, *133*, 13984–14001. (c) Urankar, D.; Steinbücher, M.; Kosjek, J.; Košmrlj, J. *Tetrahedron* **2010**, *66*, 2602–2613.
- (8) a) Gramlich, P. M. E.; Warncke, S.; Geirlich, J.; Carell, T. *Angew. Chem. Int. Ed.* **2008**, *47*, 3442–3444; b) Aucagne, V.; Leigh, D. A. *Org. Lett.* **2006**, *8*, 4505–4507.
- (9) a) Kislukhin, A. A.; Hong, V. P.; Breitenkamp, K. E.; Finn, M. G. *Bioconjugate Chem.* **2013**, *24*, 684–689; b) Zhang, X.; Li, H.; You, L.; Tang, Y.; Hsung, R. P. *Adv. Synth. Catal.* **2006**, *348*, 2437–2442; c) Zhang, X.; Hsung, R. P.; You, L. *Org. Biomol. Chem.* **2006**, *4*, 2679–2682.
- (10) a) Beal, D. M. Albrow, V. E.; Burslem, G.; Hitchen, L.; Fernandes, C.; Laphorn, C.; Roberts, L. R.; Selby, M. D.; Jones, L. H. *Org. Biomol. Chem.* **2012**, *10*, 548–554; b) Agard, N. J.; Prescher, J. A.; Bertozzi, C. R. *J. Am. Chem. Soc.* **2004**, *126*, 15046–15047.
- (11) Yoshida, S.; Hatakeyama, Y.; Johmoto, K.; Uekusa, H.; Hosoya, T. *J. Am. Chem. Soc.* **2014**, *136*, 13590–13593.
- (12) Tummatorn, J.; Batsomboon, P.; Clark, R. J.; Alabugin, I. V.; Dudley, G. B. *J. Org. Chem.* **2012**, *77*, 2093–2097.
- (13) a) Münster, N.; Nikodemiak, P.; Koert, U. *Org. Lett.* **2016**, *18*, 4296–4299; b) Ramsbhag, R. R.; Dudley, G. B. *Org. Biomol. Chem.* **2016**, *14*, 5028–5031.

- (14) Seath, C. P.; Burley, G. A.; Watson, A. J. B. *Angew. Chem. Int. Ed.* **2017**, *56*, 3314–3318.
- (15) Hatit, M. Z. C.; Sadler, J. C.; McLean, L. A.; Whitehurst, B. C.; Seath, C. P.; Humphreys, L. D.; Young, R. J.; Watson, A. J. B.; Burley, G. A. *Org. Lett.* **2016**, *18*, 1694–1697.
- (16) Burley, G. A.; Davies, D. L.; Griffith, G. A.; Lee, M.; Singh, K. *J. Org. Chem.* **2010**, *75*, 980–983.
- (17) Belanger, G.; Dupuis, M.; Larouche-Gauthier, R. *J. Org. Chem.* **2012**, *77*, 3215–3221.
- (18) Capella, L.; Montevocchi, P. C.; Nanni, D. *J. Org. Chem.* **1994**, *59*, 3368–3374.
- (19) Sahoo, L.; Singhamahapatra, A.; Loganathan, D. *Org. Biomol. Chem.* **2014**, *12*, 2615–2625.
- (20) Khedar, P.; Pericherla, K.; Kumar, A. *Synlett* **2014**, *25*, 515–518.
- (21) Schmitz, J.; Li, T.; Bartz, U.; Gütschow, M. *ACS Med. Chem. Lett.* **2016**, *7*, 211–216.
- (22) Mamidyala, S. K.; Cooper, M. A. *Chem. Commun.* **2013**, *49*, 8407–8409.
- (23) Sivakumar, K.; Xie, F.; Cash, B. M.; Long, S.; Barnhill, H. N.; Wang, Q. *Org. Lett.* **2004**, *6*, 4603–4606.
- (24) Wolfram, S.; Wurfel, H.; Habenicht, S. H.; Lembke, C.; Richter, P.; Birekner, E.; Beckert, R.; Pohnert, G. *Beilstein J. Org. Chem.* **2014**, *10*, 2470–2479.
- (25) Huang, B.; Kukowska-Latallo, J. F.; Tang, S.; Zong, H.; Johnson, K. B.; Desai, A.; Gordon, C. L.; Leroueil, P. R.; Baker, J. R. *Bioorg. Med. Chem. Lett.* **2012**, *22*, 3152–3156.
- (26) Oakdale, J. S.; Sit, R. K.; Fokin, V. V. *Chem. Eur. J.* **2014**, *20*, 11101–11110.
- (27) Chen, Y.-L.; Sharma, P.; Liu, R.-S. *Chem. Commun.* **2016**, *52*, 3187–3190.
- (28) Szafranski, P. W.; Kasza, P.; Cegła, M. T. *Tetrahedron Lett.* **2015**, *56*, 6244–6247.
- (29) Zhang, X.; Hsung, R. P.; You, L. *Org. Biomol. Chem.* **2006**, *4*, 2679–2682.
- (30) Tale, R. H.; Gopula, V. B.; Toradmal, G. K. *Tetrahedron Lett.* **2015**, *56*, 5864–5869.
- (31) Zheng, Z.; Shi, L. *Tetrahedron Lett.* **2016**, *57*, 5132–5134.
- (32) Taher, A.; Nandi, D.; Islam, R. U. I.; Choudhary, M.; Mallick, K. *RSC Adv.* **2015**, *5*, 47275–47283.
- (33) Bolje, A.; Urankar, D.; Kosmrlj, J. *Eur. J. Org. Chem.* **2014**, *36*, 8167–8181.

TOC GRAPHIC

