

ID: 000019954

02-10-15

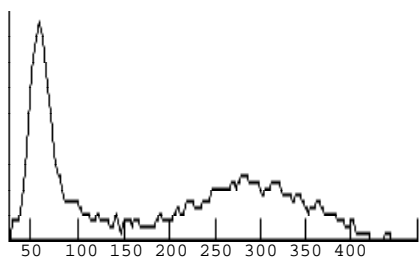
WB

14:04

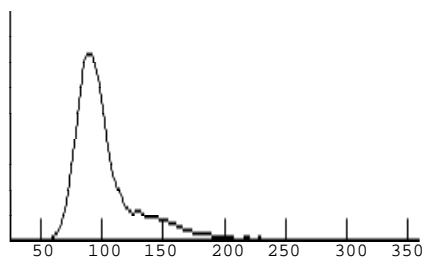
Patient

Limits 2

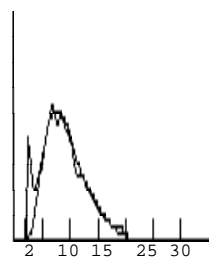
WBC	4.2 L	x10 ³ /uL	4.5	10.5
LY	36.3	%	20.5	51.1
MO	7.1	%	1.7	9.3
GR	56.6	%	42.2	75.2
LY#	1.5	x10 ³ /uL	1.2	3.4
MO#	0.3	x10 ³ /uL	0.1	0.6
GR#	2.4	x10 ³ /uL	1.4	6.5
RBC	3.75 L	x10 ⁶ /uL	4.00	6.00
Hgb	7.3	mmol/L	6.8	11.2
Hct	36.7	%	35.0	60.0
MCV	97.8	fL	80.0	99.9
MCH	31.3 H	pg	27.0	31.0
MCHC	19.8 L	mmol/L	20.5	23.0
RDW	14.2 H	%	11.6	13.7
Plt	171.	x10 ³ /uL	150.	450.
MPV	8.9	fL	7.8	11.0
Pct	.153 L	%	0.190	0.360
PDW	15.3 L		15.5	17.1



WBC HISTOGRAM



RBC HISTOGRAM



PLT HISTOGRAM

ID: 000019956

02-10-15

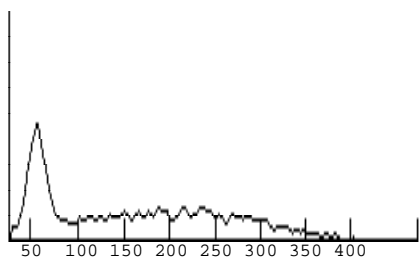
WB

14:07

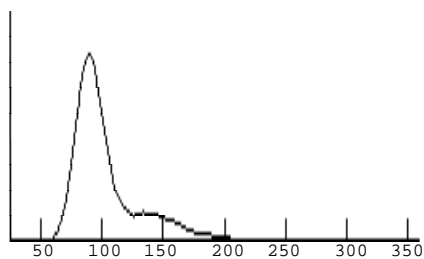
Patient

Limits 2

WBC	4.3	L	x10 ³ /uL	4.5	10.5
LY	34.6		%	20.5	51.1
MO	2.4	3	%	1.7	9.3
GR	63.0	3	%	42.2	75.2
LY#	1.5		x10 ³ /uL	1.2	3.4
MO#	0.1	3	x10 ³ /uL	0.1	0.6
GR#	2.7	3	x10 ³ /uL	1.4	6.5
RBC	3.55	L	x10 ⁶ /uL	4.00	6.00
Hgb	6.9		mmol/L	6.8	11.2
Hct	34.8	L	%	35.0	60.0
MCV	97.9		fL	80.0	99.9
MCH	31.3	H	pg	27.0	31.0
MCHC	19.8	L	mmol/L	20.5	23.0
RDW	13.9	H	%	11.6	13.7
Plt	153.	*	x10 ³ /uL	150.	450.
MPV	7.3	*L	fL	7.8	11.0
Pct	.112	*L	%	0.190	0.360
PDW	17.4	*H		15.5	17.1



WBC HISTOGRAM



RBC HISTOGRAM



PLT HISTOGRAM

ID: 000019959

02-10-15

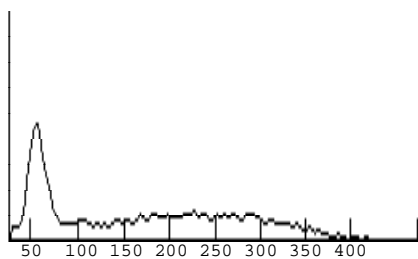
WB

14:12

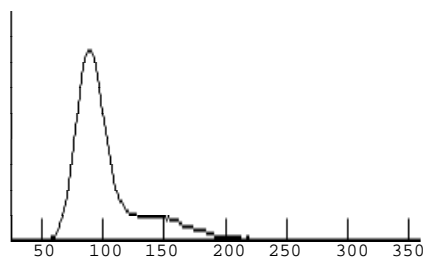
Patient

Limits 2

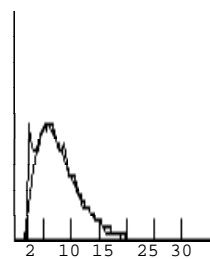
WBC	4.1	L	x10 ³ /uL	4.5	10.5
LY	34.1		%	20.5	51.1
MO	2.5	M	%	1.7	9.3
GR	63.4	M	%	42.2	75.2
LY#	1.4		x10 ³ /uL	1.2	3.4
MO#	0.1	M	x10 ³ /uL	0.1	0.6
GR#	2.6	M	x10 ³ /uL	1.4	6.5
RBC	3.57	L	x10 ⁶ /uL	4.00	6.00
Hgb	7.0		mmol/L	6.8	11.2
Hct	35.0		%	35.0	60.0
MCV	97.9		fL	80.0	99.9
MCH	31.6	H	pg	27.0	31.0
MCHC	20.1	L	mmol/L	20.5	23.0
RDW	14.1	H	%	11.6	13.7
Plt	157.	*	x10 ³ /uL	150.	450.
MPV	7.5	*L	fL	7.8	11.0
Pct	.118	*L	%	0.190	0.360
PDW	17.7	*H		15.5	17.1



WBC HISTOGRAM



RBC HISTOGRAM



PLT HISTOGRAM

ID: 000019962

02-10-15

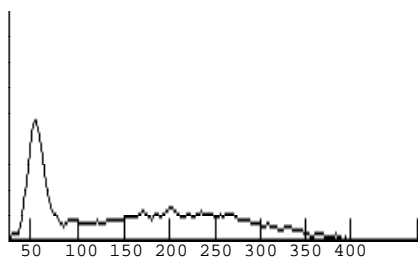
WB

14:17

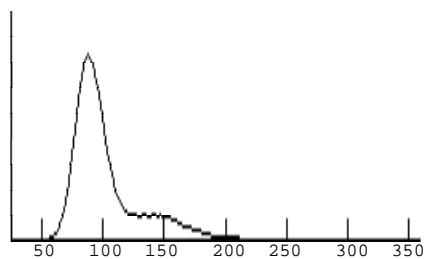
Patient

Limits 2

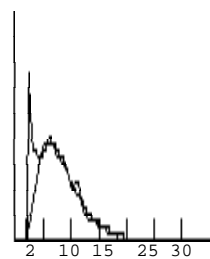
WBC	4.0	L	x10 ³ /uL	4.5	10.5
LY	34.6		%	20.5	51.1
MO	4.7	M	%	1.7	9.3
GR	60.7	M	%	42.2	75.2
LY#	1.4		x10 ³ /uL	1.2	3.4
MO#	0.2	M	x10 ³ /uL	0.1	0.6
GR#	2.4	M	x10 ³ /uL	1.4	6.5
RBC	3.60	L	x10 ⁶ /uL	4.00	6.00
Hgb	7.0		mmol/L	6.8	11.2
Hct	35.2		%	35.0	60.0
MCV	97.6		fL	80.0	99.9
MCH	31.2	H	pg	27.0	31.0
MCHC	19.8	L	mmol/L	20.5	23.0
RDW	14.0	H	%	11.6	13.7
Plt	125.	*L	x10 ³ /uL	150.	450.
MPV	7.8	*	fL	7.8	11.0
Pct	.097	*L	%	0.190	0.360
PDW	16.4	*		15.5	17.1



WBC HISTOGRAM



RBC HISTOGRAM



PLT HISTOGRAM

ID: 000019967

02-10-15

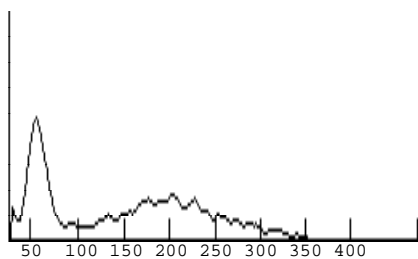
WB

14:25

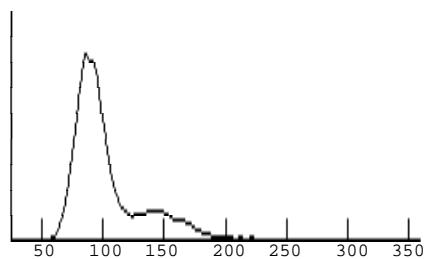
Patient

Limits 2

WBC	4.3	L	x10 ³ /uL	4.5	10.5
LY	35.2		%	20.5	51.1
MO	2.2	3	%	1.7	9.3
GR	62.6	3	%	42.2	75.2
LY#	1.5		x10 ³ /uL	1.2	3.4
MO#	0.1	3	x10 ³ /uL	0.1	0.6
GR#	2.7	3	x10 ³ /uL	1.4	6.5
RBC	3.54	L	x10 ⁶ /uL	4.00	6.00
Hgb	7.0		mmol/L	6.8	11.2
Hct	35.0		%	35.0	60.0
MCV	98.9		fL	80.0	99.9
MCH	31.7	H	pg	27.0	31.0
MCHC	19.9	L	mmol/L	20.5	23.0
RDW	13.7		%	11.6	13.7
Plt	96.	*L	x10 ³ /uL	150.	450.
MPV	7.0	*L	fL	7.8	11.0
Pct	.068	*L	%	0.190	0.360
PDW	16.5	*		15.5	17.1



WBC HISTOGRAM



RBC HISTOGRAM



PLT HISTOGRAM

ID: 000019971

02-10-15

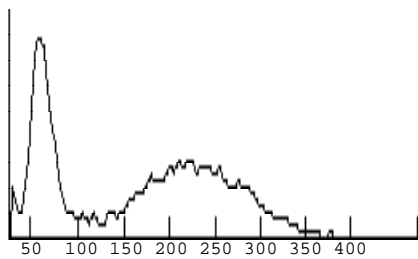
WB

14:32

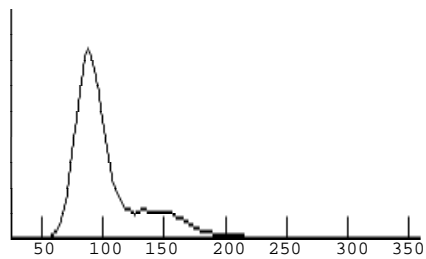
Patient

Limits 2

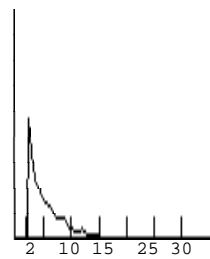
WBC	4.0	L	x10 ³ /uL	4.5	10.5
LY	33.9		%	20.5	51.1
MO	3.6	3	%	1.7	9.3
GR	62.5	3	%	42.2	75.2
LY#	1.4		x10 ³ /uL	1.2	3.4
MO#	0.1	3	x10 ³ /uL	0.1	0.6
GR#	2.5	3	x10 ³ /uL	1.4	6.5
RBC	3.56	L	x10 ⁶ /uL	4.00	6.00
Hgb	7.0		mmol/L	6.8	11.2
Hct	35.2		%	35.0	60.0
MCV	98.9		fL	80.0	99.9
MCH	31.9	H	pg	27.0	31.0
MCHC	20.0	L	mmol/L	20.5	23.0
RDW	14.0	H	%	11.6	13.7
Plt	58.	*L	x10 ³ /uL	150.	450.
MPV	6.5	*L	fL	7.8	11.0
Pct	.037	*L	%	0.190	0.360
PDW	16.1	*		15.5	17.1



WBC HISTOGRAM



RBC HISTOGRAM



PLT HISTOGRAM

ID: 000019973

02-10-15

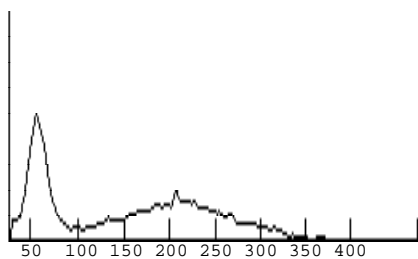
WB

14:35

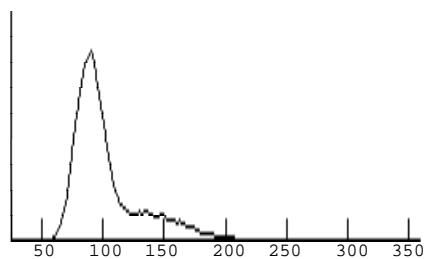
Patient

Limits 2

WBC	4.3	L	x10 ³ /uL	4.5	10.5
LY	36.4		%	20.5	51.1
MO	5.9	3	%	1.7	9.3
GR	57.7	3	%	42.2	75.2
LY#	1.6		x10 ³ /uL	1.2	3.4
MO#	0.3	3	x10 ³ /uL	0.1	0.6
GR#	2.5	3	x10 ³ /uL	1.4	6.5
RBC	3.50	L	x10 ⁶ /uL	4.00	6.00
Hgb	7.0		mmol/L	6.8	11.2
Hct	34.3	L	%	35.0	60.0
MCV	98.2		fL	80.0	99.9
MCH	32.1	H	pg	27.0	31.0
MCHC	20.3	L	mmol/L	20.5	23.0
RDW	13.8	H	%	11.6	13.7
Plt	80.	*L	x10 ³ /uL	150.	450.
MPV	7.3	*L	fL	7.8	11.0
Pct	.059	*L	%	0.190	0.360
PDW	16.9	*		15.5	17.1



WBC HISTOGRAM



RBC HISTOGRAM



PLT HISTOGRAM

ID: 000019977

02-10-15

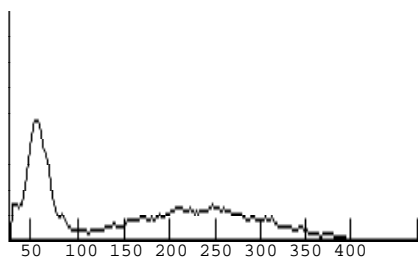
WB

14:45

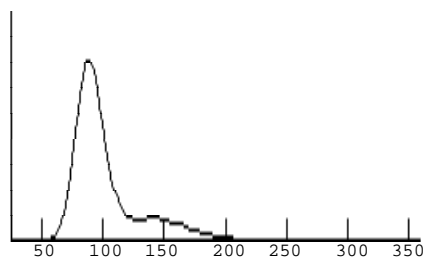
Patient

Limits 2

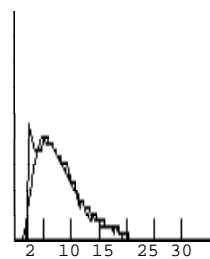
WBC	4.4	*L	x10 ³ /uL	4.5	10.5
LY	38.3		%	20.5	51.1
MO	3.8		%	1.7	9.3
GR	57.9		%	42.2	75.2
LY#	1.7	*	x10 ³ /uL	1.2	3.4
MO#	0.2	*	x10 ³ /uL	0.1	0.6
GR#	2.5	*	x10 ³ /uL	1.4	6.5
RBC	3.52	L	x10 ⁶ /uL	4.00	6.00
Hgb	6.8		mmol/L	6.8	11.2
Hct	34.3	L	%	35.0	60.0
MCV	97.3		fL	80.0	99.9
MCH	31.1	H	pg	27.0	31.0
MCHC	19.8	L	mmol/L	20.5	23.0
RDW	13.7		%	11.6	13.7
Plt	136.	*L	x10 ³ /uL	150.	450.
MPV	7.6	*L	fL	7.8	11.0
Pct	.103	*L	%	0.190	0.360
PDW	17.7	*H		15.5	17.1



WBC HISTOGRAM



RBC HISTOGRAM



PLT HISTOGRAM

ID: 000019981

02-10-15

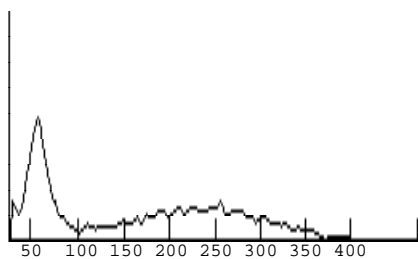
WB

14:54

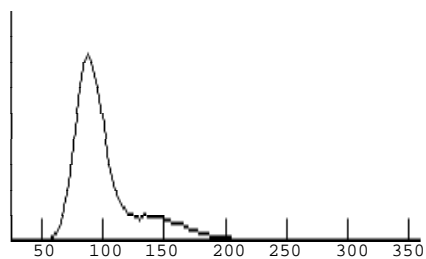
Patient

Limits 2

WBC	4.4	*L	x10 ³ /uL	4.5	10.5
LY	37.0		%	20.5	51.1
MO	5.3		%	1.7	9.3
GR	57.7		%	42.2	75.2
LY#	1.6	*	x10 ³ /uL	1.2	3.4
MO#	0.2	*	x10 ³ /uL	0.1	0.6
GR#	2.5	*	x10 ³ /uL	1.4	6.5
RBC	3.56	L	x10 ⁶ /uL	4.00	6.00
Hgb	6.9		mmol/L	6.8	11.2
Hct	34.5	L	%	35.0	60.0
MCV	96.9		fL	80.0	99.9
MCH	31.2	H	pg	27.0	31.0
MCHC	20.0	L	mmol/L	20.5	23.0
RDW	14.2	H	%	11.6	13.7
Plt	167.	*	x10 ³ /uL	150.	450.
MPV	7.6	*L	fL	7.8	11.0
Pct	.127	*L	%	0.190	0.360
PDW	17.7	*H		15.5	17.1



WBC HISTOGRAM



RBC HISTOGRAM



PLT HISTOGRAM

ID: 000019986

02-10-15

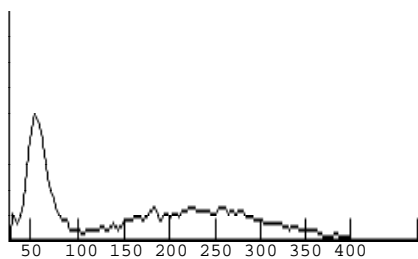
WB

15:01

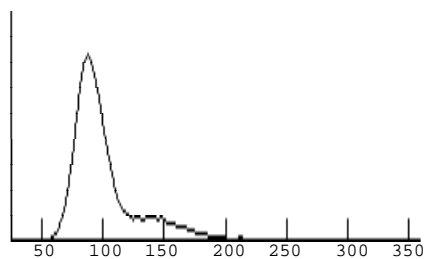
Patient

Limits 2

WBC	4.3	L	x10 ³ /uL	4.5	10.5
LY	37.8		%	20.5	51.1
MO	5.0		%	1.7	9.3
GR	57.2		%	42.2	75.2
LY#	1.6		x10 ³ /uL	1.2	3.4
MO#	0.2		x10 ³ /uL	0.1	0.6
GR#	2.5		x10 ³ /uL	1.4	6.5
RBC	3.55	L	x10 ⁶ /uL	4.00	6.00
Hgb	6.8		mmol/L	6.8	11.2
Hct	34.1	L	%	35.0	60.0
MCV	96.3		fL	80.0	99.9
MCH	31.0		pg	27.0	31.0
MCHC	19.9	L	mmol/L	20.5	23.0
RDW	13.7		%	11.6	13.7
Plt	146.	*L	x10 ³ /uL	150.	450.
MPV	7.8	*	fL	7.8	11.0
Pct	.114	*L	%	0.190	0.360
PDW	16.5	*		15.5	17.1



WBC HISTOGRAM



RBC HISTOGRAM



PLT HISTOGRAM

ID: 000019990

02-10-15

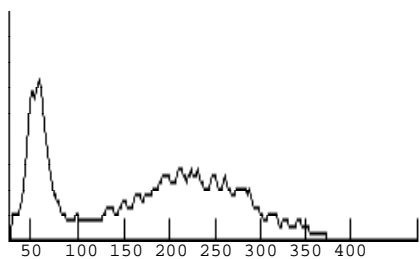
WB

15:11

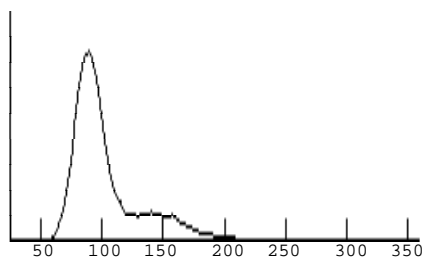
Patient

Limits 2

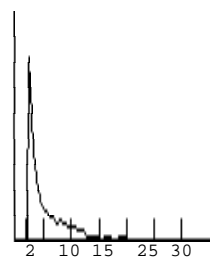
WBC	4.3	L	x10 ³ /uL	4.5	10.5
LY	29.8		%	20.5	51.1
MO	4.8	3	%	1.7	9.3
GR	65.4	3	%	42.2	75.2
LY#	1.3		x10 ³ /uL	1.2	3.4
MO#	0.2	3	x10 ³ /uL	0.1	0.6
GR#	2.8	3	x10 ³ /uL	1.4	6.5
RBC	3.61	L	x10 ⁶ /uL	4.00	6.00
Hgb	7.1		mmol/L	6.8	11.2
Hct	35.5		%	35.0	60.0
MCV	98.5		fL	80.0	99.9
MCH	31.5	H	pg	27.0	31.0
MCHC	19.8	L	mmol/L	20.5	23.0
RDW	14.0	H	%	11.6	13.7
Plt	25.	*L	x10 ³ /uL	150.	450.
MPV	6.8	*L	fL	7.8	11.0
Pct	.017	*L	%	0.190	0.360
PDW	17.1	*		15.5	17.1



WBC HISTOGRAM



RBC HISTOGRAM



PLT HISTOGRAM

ID: 000019995

02-10-15

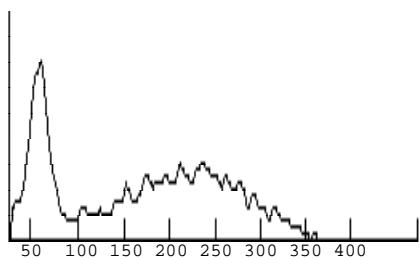
WB

15:22

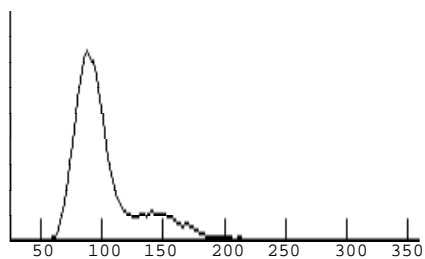
Patient

Limits 2

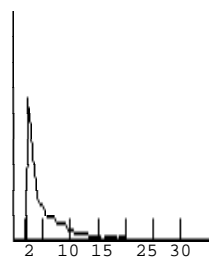
WBC	5.1	X	x10 ³ /uL	4.5	10.5
LY	30.1	X	%	20.5	51.1
MO	2.9	X	%	1.7	9.3
GR	67.0	X	%	42.2	75.2
LY#	1.5	X	x10 ³ /uL	1.2	3.4
MO#	0.1	X	x10 ³ /uL	0.1	0.6
GR#	3.4	X	x10 ³ /uL	1.4	6.5
RBC	3.49	L	x10 ⁶ /uL	4.00	6.00
Hgb	6.9		mmol/L	6.8	11.2
Hct	34.2	L	%	35.0	60.0
MCV	98.0		fL	80.0	99.9
MCH	31.7	H	pg	27.0	31.0
MCHC	20.1	L	mmol/L	20.5	23.0
RDW	14.0	H	%	11.6	13.7
Plt	32.	*L	x10 ³ /uL	150.	450.
MPV	7.6	*L	fL	7.8	11.0
Pct	.025	*L	%	0.190	0.360
PDW	18.5	*H		15.5	17.1



WBC HISTOGRAM



RBC HISTOGRAM



PLT HISTOGRAM

ID: 000019998

02-10-15

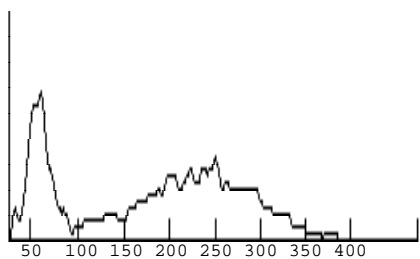
WB

15:28

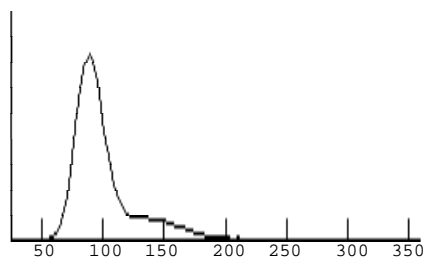
Patient

Limits 2

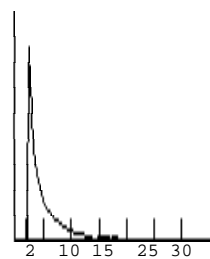
WBC	4.6	X	x10 ³ /uL	4.5	10.5
LY	27.9	X	%	20.5	51.1
MO	4.4	X	%	1.7	9.3
GR	67.7	X	%	42.2	75.2
LY#	1.3	X	x10 ³ /uL	1.2	3.4
MO#	0.2	X	x10 ³ /uL	0.1	0.6
GR#	3.1	X	x10 ³ /uL	1.4	6.5
RBC	3.46	L	x10 ⁶ /uL	4.00	6.00
Hgb	6.8		mmol/L	6.8	11.2
Hct	33.3	L	%	35.0	60.0
MCV	96.2		fL	80.0	99.9
MCH	31.7	H	pg	27.0	31.0
MCHC	20.5		mmol/L	20.5	23.0
RDW	13.9	H	%	11.6	13.7
Plt	29.	*L	x10 ³ /uL	150.	450.
MPV	6.2	*L	fL	7.8	11.0
Pct	.018	*L	%	0.190	0.360
PDW	16.0	*		15.5	17.1



WBC HISTOGRAM



RBC HISTOGRAM



PLT HISTOGRAM

ID: 000020001

02-10-15

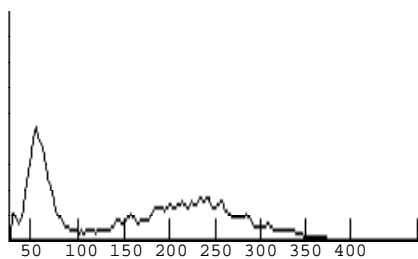
WB

15:33

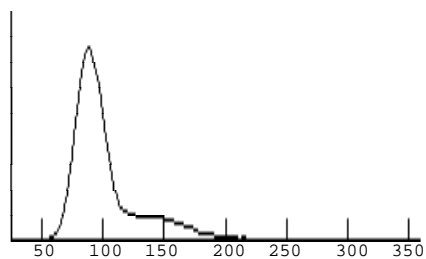
Patient

Limits 2

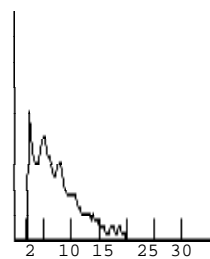
WBC	4.1 L	x10 ³ /uL	4.5	10.5
LY	35.4	%	20.5	51.1
MO	3.0	%	1.7	9.3
GR	61.6	%	42.2	75.2
LY#	1.5	x10 ³ /uL	1.2	3.4
MO#	0.1	x10 ³ /uL	0.1	0.6
GR#	2.5	x10 ³ /uL	1.4	6.5
RBC	3.66 L	x10 ⁶ /uL	4.00	6.00
Hgb	7.1	mmol/L	6.8	11.2
Hct	35.5	%	35.0	60.0
MCV	96.9	fL	80.0	99.9
MCH	31.1 H	pg	27.0	31.0
MCHC	19.9 L	mmol/L	20.5	23.0
RDW	13.6	%	11.6	13.7
Plt	111. *L	x10 ³ /uL	150.	450.
MPV	8.4 *	fL	7.8	11.0
Pct	.093 *L	%	0.190	0.360
PDW	16.2 *		15.5	17.1



WBC HISTOGRAM



RBC HISTOGRAM



PLT HISTOGRAM

ID: 000020004

02-10-15

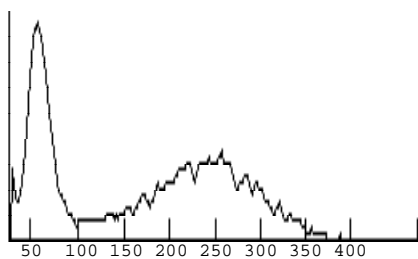
WB

15:38

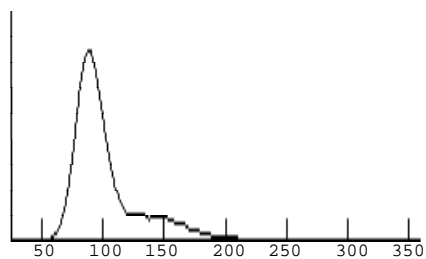
Patient

Limits 2

WBC	4.4	L	x10 ³ /uL	4.5	10.5
LY	35.2		%	20.5	51.1
MO	2.4		%	1.7	9.3
GR	62.4		%	42.2	75.2
LY#	1.5		x10 ³ /uL	1.2	3.4
MO#	0.1		x10 ³ /uL	0.1	0.6
GR#	2.7		x10 ³ /uL	1.4	6.5
RBC	3.50	L	x10 ⁶ /uL	4.00	6.00
Hgb	6.7	L	mmol/L	6.8	11.2
Hct	34.1	L	%	35.0	60.0
MCV	97.4		fL	80.0	99.9
MCH	31.1	H	pg	27.0	31.0
MCHC	19.8	L	mmol/L	20.5	23.0
RDW	14.0	H	%	11.6	13.7
Plt	129.	*L	x10 ³ /uL	150.	450.
MPV	7.5	*L	fL	7.8	11.0
Pct	.096	*L	%	0.190	0.360
PDW	15.4	*L		15.5	17.1



WBC HISTOGRAM



RBC HISTOGRAM



PLT HISTOGRAM

ID: 000020010

02-10-15

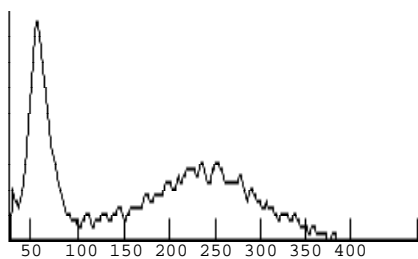
WB

15:49

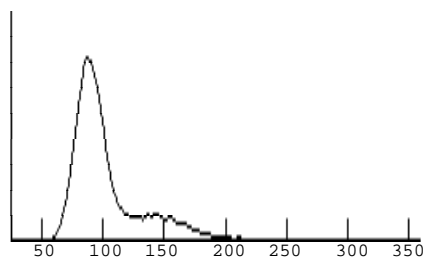
Patient

Limits 2

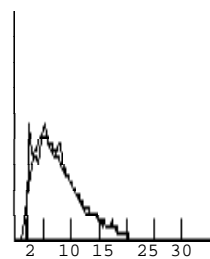
WBC	4.0	L	x10 ³ /uL	4.5	10.5
LY	34.9		%	20.5	51.1
MO	2.4		%	1.7	9.3
GR	62.7		%	42.2	75.2
LY#	1.4		x10 ³ /uL	1.2	3.4
MO#	0.1		x10 ³ /uL	0.1	0.6
GR#	2.5		x10 ³ /uL	1.4	6.5
RBC	3.51	L	x10 ⁶ /uL	4.00	6.00
Hgb	6.9		mmol/L	6.8	11.2
Hct	34.4	L	%	35.0	60.0
MCV	98.0		fL	80.0	99.9
MCH	31.5	H	pg	27.0	31.0
MCHC	19.9	L	mmol/L	20.5	23.0
RDW	13.6		%	11.6	13.7
Plt	135.	*L	x10 ³ /uL	150.	450.
MPV	7.4	*L	fL	7.8	11.0
Pct	.100	*L	%	0.190	0.360
PDW	19.3	*H		15.5	17.1



WBC HISTOGRAM



RBC HISTOGRAM



PLT HISTOGRAM