

ID: 000000154

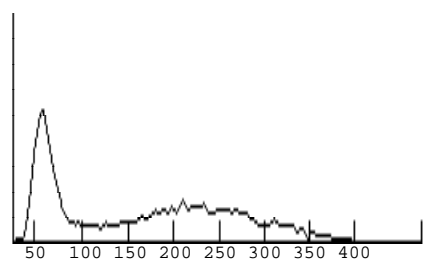
03-03-15

WB 10:05

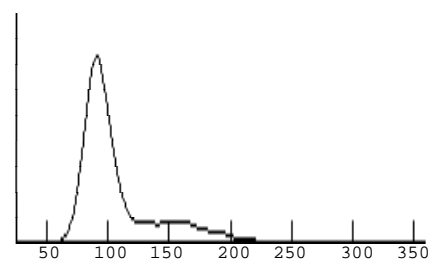
Patient

Limits 1

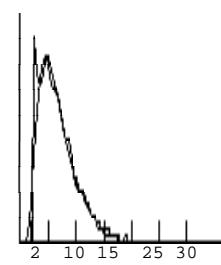
WBC	4.6	x10 ³ /uL	4.5	10.5
LY	35.4	%	20.5	51.1
MO	1.9	M %	1.7	9.3
GR	62.7	M %	42.2	75.2
LY#	1.6	x10 ³ /uL	1.2	3.4
MO#	0.1	M x10 ³ /uL	0.1	0.6
GR#	2.9	M x10 ³ /uL	1.4	6.5
RBC	4.30	x10 ⁶ /uL	4.00	6.00
Hgb	8.8	mmol/L	6.8	11.2
Hct	43.6	%	35.0	60.0
MCV	101.4	H fL	80.0	99.9
MCH	2.04	H fmol	1.68	1.92
MCHC	20.2	L mmol/L	20.5	23.0
RDW	12.5	%	11.6	13.7
Plt	216.	* x10 ³ /uL	150.	450.
MPV	6.2	*L fL	7.8	11.0
Pct	.134	*L %	0.190	0.360
PDW	17.4	*H	15.5	17.1



WBC HISTOGRAM



RBC HISTOGRAM



PLT HISTOGRAM

ID: 000000160

03-03-15

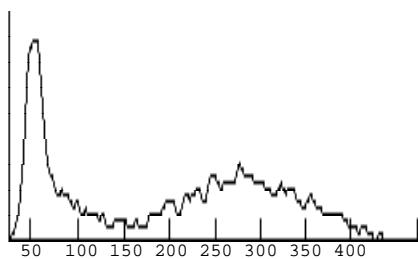
WB

13:54

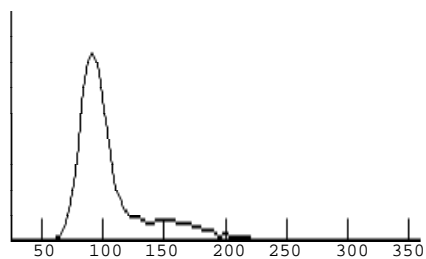
Patient

Limits 1

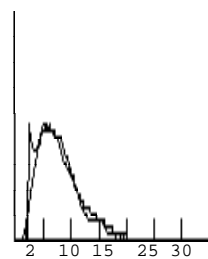
WBC	4.3	L	x10 ³ /uL	4.5	10.5
LY	32.7		%	20.5	51.1
MO	4.7		%	1.7	9.3
GR	62.6		%	42.2	75.2
LY#	1.4		x10 ³ /uL	1.2	3.4
MO#	0.2		x10 ³ /uL	0.1	0.6
GR#	2.7		x10 ³ /uL	1.4	6.5
RBC	4.27		x10 ⁶ /uL	4.00	6.00
Hgb	8.5		mmol/L	6.8	11.2
Hct	42.9		%	35.0	60.0
MCV	100.5	H	fL	80.0	99.9
MCH	1.98	H	fmol	1.68	1.92
MCHC	19.8	L	mmol/L	20.5	23.0
RDW	12.6		%	11.6	13.7
Plt	162.	*	x10 ³ /uL	150.	450.
MPV	7.4	*L	fL	7.8	11.0
Pct	.120	*L	%	0.190	0.360
PDW	17.0	*		15.5	17.1



WBC HISTOGRAM



RBC HISTOGRAM



PLT HISTOGRAM

ID: 000000163

03-03-15

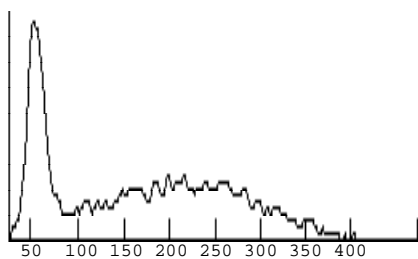
WB

13:59

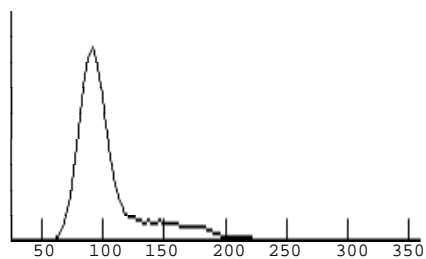
Patient

Limits 1

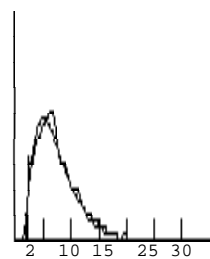
WBC	4.1	L	x10 ³ /uL	4.5	10.5
LY	32.5		%	20.5	51.1
MO	5.1	M	%	1.7	9.3
GR	62.4	M	%	42.2	75.2
LY#	1.3		x10 ³ /uL	1.2	3.4
MO#	0.2	M	x10 ³ /uL	0.1	0.6
GR#	2.6	M	x10 ³ /uL	1.4	6.5
RBC	4.30		x10 ⁶ /uL	4.00	6.00
Hgb	8.6		mmol/L	6.8	11.2
Hct	42.7		%	35.0	60.0
MCV	99.3		fL	80.0	99.9
MCH	2.00	H	fmol	1.68	1.92
MCHC	20.1	L	mmol/L	20.5	23.0
RDW	12.8		%	11.6	13.7
Plt	152.		x10 ³ /uL	150.	450.
MPV	6.9	L	fL	7.8	11.0
Pct	.106	L	%	0.190	0.360
PDW	17.3	H		15.5	17.1



WBC HISTOGRAM



RBC HISTOGRAM



PLT HISTOGRAM

ID: 000000168

03-03-15

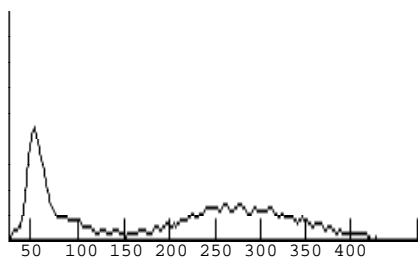
WB

14:15

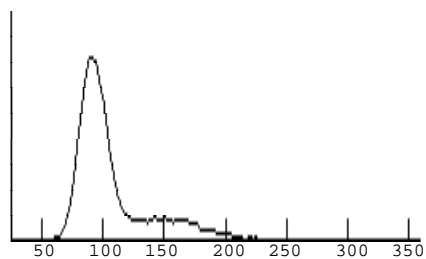
Patient

Limits 1

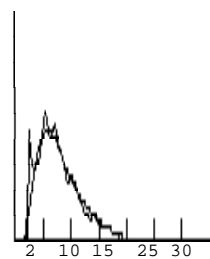
WBC	4.2	L	x10 ³ /uL	4.5	10.5
LY	33.1		%	20.5	51.1
MO	3.6		%	1.7	9.3
GR	63.3		%	42.2	75.2
LY#	1.4		x10 ³ /uL	1.2	3.4
MO#	0.2		x10 ³ /uL	0.1	0.6
GR#	2.7		x10 ³ /uL	1.4	6.5
RBC	4.14		x10 ⁶ /uL	4.00	6.00
Hgb	8.3		mmol/L	6.8	11.2
Hct	42.1		%	35.0	60.0
MCV	101.7	H	fL	80.0	99.9
MCH	2.01	H	fmol	1.68	1.92
MCHC	19.8	L	mmol/L	20.5	23.0
RDW	12.5		%	11.6	13.7
Plt	151.		x10 ³ /uL	150.	450.
MPV	7.5	L	fL	7.8	11.0
Pct	.113	L	%	0.190	0.360
PDW	16.8			15.5	17.1



WBC HISTOGRAM



RBC HISTOGRAM



PLT HISTOGRAM

ID: 000000171

03-03-15

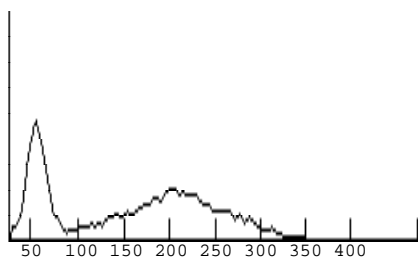
WB

14:22

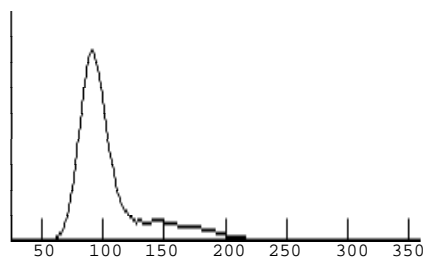
Patient

Limits 1

WBC	4.4	L	x10 ³ /uL	4.5	10.5
LY	32.5		%	20.5	51.1
MO	1.8	3	%	1.7	9.3
GR	65.7	3	%	42.2	75.2
LY#	1.4		x10 ³ /uL	1.2	3.4
MO#	0.1	3	x10 ³ /uL	0.1	0.6
GR#	2.9	3	x10 ³ /uL	1.4	6.5
RBC	4.18		x10 ⁶ /uL	4.00	6.00
Hgb	8.5		mmol/L	6.8	11.2
Hct	41.7		%	35.0	60.0
MCV	99.9		fL	80.0	99.9
MCH	2.03	H	fmol	1.68	1.92
MCHC	20.3	L	mmol/L	20.5	23.0
RDW	12.7		%	11.6	13.7
Plt	134.	*L	x10 ³ /uL	150.	450.
MPV	7.1	*L	fL	7.8	11.0
Pct	.096	*L	%	0.190	0.360
PDW	18.8	*H		15.5	17.1



WBC HISTOGRAM



RBC HISTOGRAM



PLT HISTOGRAM

ID: 000000174

03-03-15

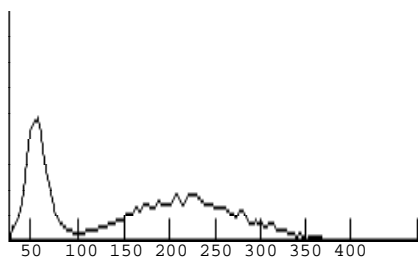
WB

14:28

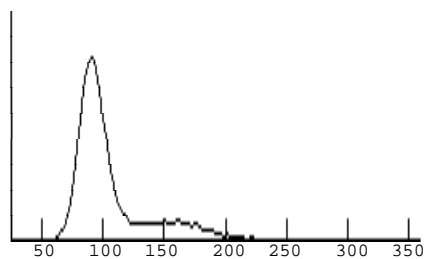
Patient

Limits 1

WBC	4.4	L	x10 ³ /uL	4.5	10.5
LY	35.8		%	20.5	51.1
MO	4.4	3	%	1.7	9.3
GR	59.8	3	%	42.2	75.2
LY#	1.6		x10 ³ /uL	1.2	3.4
MO#	0.2	3	x10 ³ /uL	0.1	0.6
GR#	2.6	3	x10 ³ /uL	1.4	6.5
RBC	4.13		x10 ⁶ /uL	4.00	6.00
Hgb	8.3		mmol/L	6.8	11.2
Hct	41.5		%	35.0	60.0
MCV	100.5	H	fL	80.0	99.9
MCH	2.01	H	fmol	1.68	1.92
MCHC	20.0	L	mmol/L	20.5	23.0
RDW	12.1		%	11.6	13.7
Plt	146.	*L	x10 ³ /uL	150.	450.
MPV	7.4	*L	fL	7.8	11.0
Pct	.108	*L	%	0.190	0.360
PDW	16.4	*		15.5	17.1



WBC HISTOGRAM



RBC HISTOGRAM



PLT HISTOGRAM

ID: 000000178

03-03-15

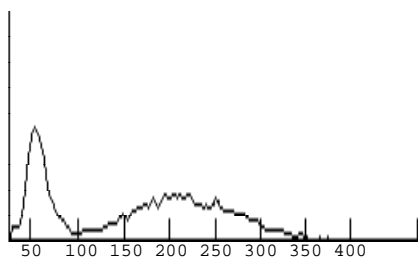
WB

14:35

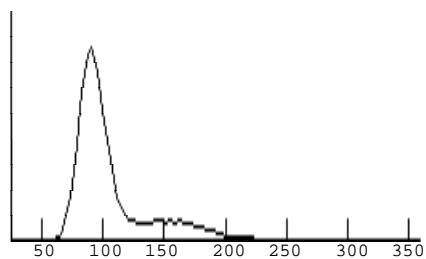
Patient

Limits 1

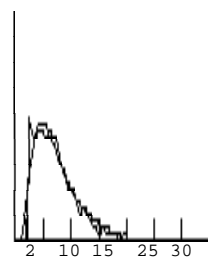
WBC	4.2	L	x10 ³ /uL	4.5	10.5
LY	33.2		%	20.5	51.1
MO	2.4	3	%	1.7	9.3
GR	64.4	3	%	42.2	75.2
LY#	1.4		x10 ³ /uL	1.2	3.4
MO#	0.1	3	x10 ³ /uL	0.1	0.6
GR#	2.7	3	x10 ³ /uL	1.4	6.5
RBC	4.28		x10 ⁶ /uL	4.00	6.00
Hgb	8.7		mmol/L	6.8	11.2
Hct	42.8		%	35.0	60.0
MCV	100.0	H	fL	80.0	99.9
MCH	2.03	H	fmol	1.68	1.92
MCHC	20.3	L	mmol/L	20.5	23.0
RDW	12.4		%	11.6	13.7
Plt	149.	*L	x10 ³ /uL	150.	450.
MPV	6.8	*L	fL	7.8	11.0
Pct	.102	*L	%	0.190	0.360
PDW	18.1	*H		15.5	17.1



WBC HISTOGRAM



RBC HISTOGRAM



PLT HISTOGRAM

ID: 000000183

03-03-15

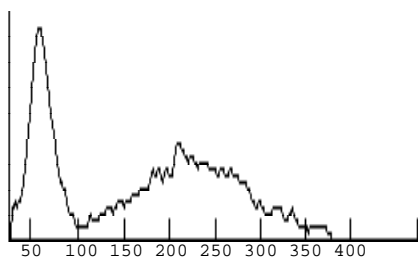
WB

14:43

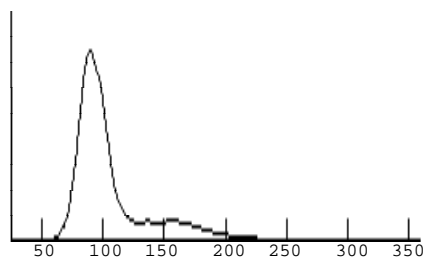
Patient

Limits 1

WBC	4.5	x10 ³ /uL	4.5	10.5
LY	33.6	%	20.5	51.1
MO	3.0	3 %	1.7	9.3
GR	63.4	3 %	42.2	75.2
LY#	1.5	x10 ³ /uL	1.2	3.4
MO#	0.1	3 x10 ³ /uL	0.1	0.6
GR#	2.9	3 x10 ³ /uL	1.4	6.5
RBC	4.16	x10 ⁶ /uL	4.00	6.00
Hgb	8.5	mmol/L	6.8	11.2
Hct	41.7	%	35.0	60.0
MCV	100.2	H fL	80.0	99.9
MCH	2.04	H fmol	1.68	1.92
MCHC	20.4	L mmol/L	20.5	23.0
RDW	12.4	%	11.6	13.7
Plt	173.	x10 ³ /uL	150.	450.
MPV	7.5	L fL	7.8	11.0
Pct	.130	L %	0.190	0.360
PDW	16.4		15.5	17.1



WBC HISTOGRAM



RBC HISTOGRAM



PLT HISTOGRAM

ID: 000000188

03-03-15

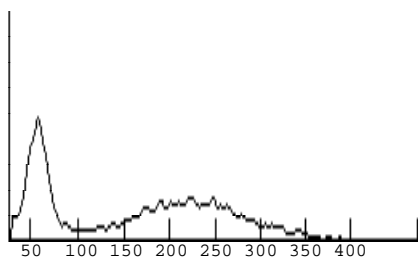
WB

14:53

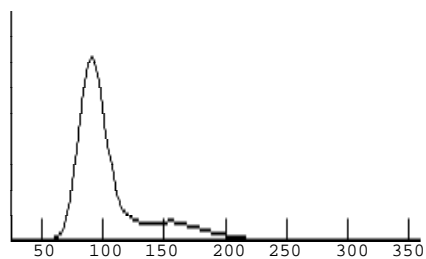
Patient

Limits 1

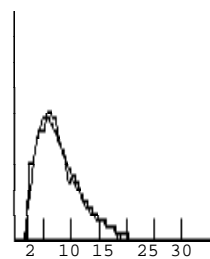
WBC	4.4	L	x10 ³ /uL	4.5	10.5
LY	36.0		%	20.5	51.1
MO	3.8	3	%	1.7	9.3
GR	60.2	3	%	42.2	75.2
LY#	1.6		x10 ³ /uL	1.2	3.4
MO#	0.2	3	x10 ³ /uL	0.1	0.6
GR#	2.6	3	x10 ³ /uL	1.4	6.5
RBC	4.03		x10 ⁶ /uL	4.00	6.00
Hgb	8.2		mmol/L	6.8	11.2
Hct	40.2		%	35.0	60.0
MCV	99.8		fL	80.0	99.9
MCH	2.04	H	fmol	1.68	1.92
MCHC	20.5		mmol/L	20.5	23.0
RDW	12.8		%	11.6	13.7
Plt	170.		x10 ³ /uL	150.	450.
MPV	7.5	L	fL	7.8	11.0
Pct	.128	L	%	0.190	0.360
PDW	17.2	H		15.5	17.1



WBC HISTOGRAM



RBC HISTOGRAM



PLT HISTOGRAM

ID: 000000192

03-03-15

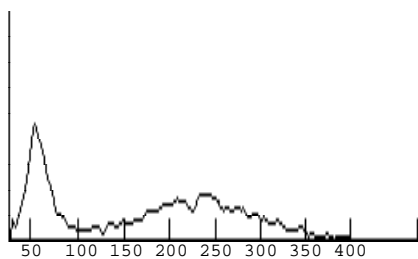
WB

15:03

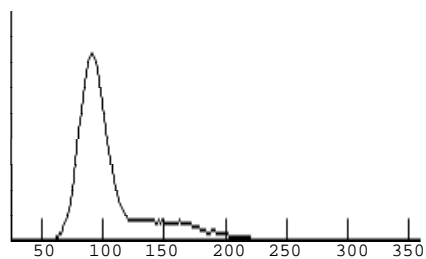
Patient

Limits 1

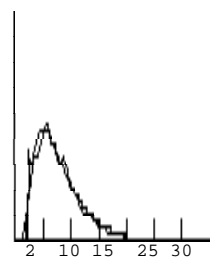
WBC	4.5		x10 ³ /uL	4.5	10.5
LY	33.6		%	20.5	51.1
MO	2.8	3	%	1.7	9.3
GR	63.6	3	%	42.2	75.2
LY#	1.5		x10 ³ /uL	1.2	3.4
MO#	0.1	3	x10 ³ /uL	0.1	0.6
GR#	2.9	3	x10 ³ /uL	1.4	6.5
RBC	4.21		x10 ⁶ /uL	4.00	6.00
Hgb	8.6		mmol/L	6.8	11.2
Hct	42.3		%	35.0	60.0
MCV	100.4	H	fL	80.0	99.9
MCH	2.04	H	fmol	1.68	1.92
MCHC	20.3	L	mmol/L	20.5	23.0
RDW	12.5		%	11.6	13.7
Plt	154.	*	x10 ³ /uL	150.	450.
MPV	7.5	*L	fL	7.8	11.0
Pct	.115	*L	%	0.190	0.360
PDW	17.1	*		15.5	17.1



WBC HISTOGRAM



RBC HISTOGRAM



PLT HISTOGRAM

ID: 000000194

03-03-15

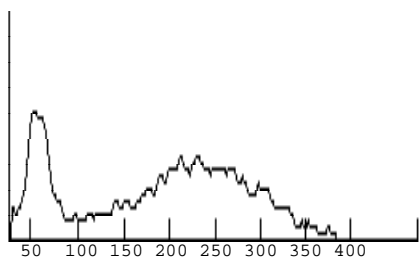
WB

15:09

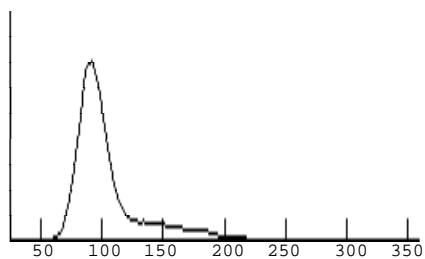
Patient

Limits 1

WBC	4.8 *	x10 ³ /uL	4.5	10.5
LY	24.9	%	20.5	51.1
MO	4.4	3 %	1.7	9.3
GR	70.7	3 %	42.2	75.2
LY#	1.2 *	x10 ³ /uL	1.2	3.4
MO#	0.2 *	x10 ³ /uL	0.1	0.6
GR#	3.4 *	x10 ³ /uL	1.4	6.5
RBC	4.19	x10 ⁶ /uL	4.00	6.00
Hgb	8.6	mmol/L	6.8	11.2
Hct	41.4	%	35.0	60.0
MCV	99.0	fL	80.0	99.9
MCH	2.05	H fmo1	1.68	1.92
MCHC	20.7	mmol/L	20.5	23.0
RDW	12.9	%	11.6	13.7
Plt	37. *L	x10 ³ /uL	150.	450.
MPV	6.3 *L	fL	7.8	11.0
Pct	.023 *L	%	0.190	0.360
PDW	16.7 *		15.5	17.1



WBC HISTOGRAM



RBC HISTOGRAM



PLT HISTOGRAM

ID: 000000197

03-03-15

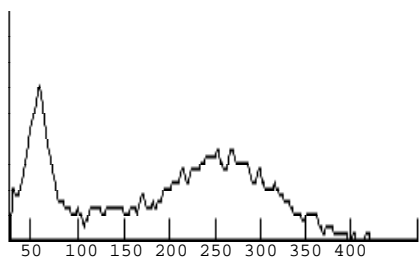
WB

15:16

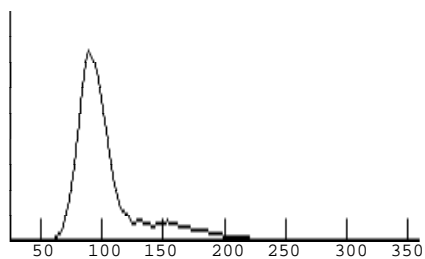
Patient

Limits 1

WBC	5.9 *	x10 ³ /uL	4.5	10.5
LY	26.6	%	20.5	51.1
MO	5.1	%	1.7	9.3
GR	68.3	%	42.2	75.2
LY#	1.6 *	x10 ³ /uL	1.2	3.4
MO#	0.3 *	x10 ³ /uL	0.1	0.6
GR#	4.0 *	x10 ³ /uL	1.4	6.5
RBC	4.22	x10 ⁶ /uL	4.00	6.00
Hgb	8.7	mmol/L	6.8	11.2
Hct	41.9	%	35.0	60.0
MCV	99.2	fL	80.0	99.9
MCH	2.06 H	fmol	1.68	1.92
MCHC	20.7	mmol/L	20.5	23.0
RDW	12.7	%	11.6	13.7
Plt	40. *L	x10 ³ /uL	150.	450.
MPV	6.0 *L	fL	7.8	11.0
Pct	.024 *L	%	0.190	0.360
PDW	16.2 *		15.5	17.1



WBC HISTOGRAM



RBC HISTOGRAM



PLT HISTOGRAM

ID: 000000200

03-03-15

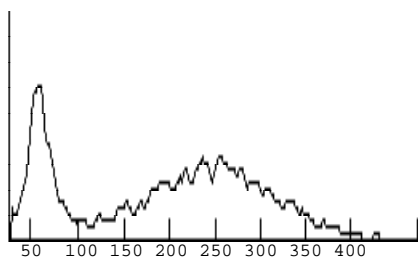
WB

15:34

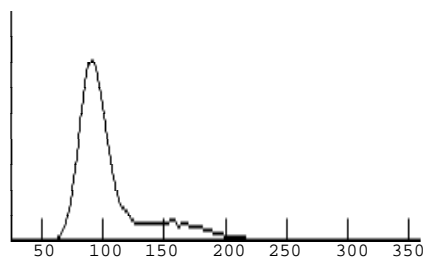
Patient

Limits 1

WBC	5.1	x10 ³ /uL	4.5	10.5
LY	27.1	%	20.5	51.1
MO	3.7	%	1.7	9.3
GR	69.2	%	42.2	75.2
LY#	1.4	x10 ³ /uL	1.2	3.4
MO#	0.2	x10 ³ /uL	0.1	0.6
GR#	3.5	x10 ³ /uL	1.4	6.5
RBC	4.23	x10 ⁶ /uL	4.00	6.00
Hgb	8.7	mmol/L	6.8	11.2
Hct	42.2	%	35.0	60.0
MCV	100.0	H fL	80.0	99.9
MCH	2.05	H fmol	1.68	1.92
MCHC	20.5	mmol/L	20.5	23.0
RDW	12.6	%	11.6	13.7
Plt	51.	*L x10 ³ /uL	150.	450.
MPV	6.4	*L fL	7.8	11.0
Pct	.032	*L %	0.190	0.360
PDW	16.7	*	15.5	17.1



WBC HISTOGRAM



RBC HISTOGRAM



PLT HISTOGRAM

ID: 000000203

03-03-15

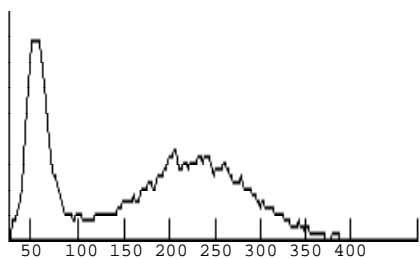
WB

15:39

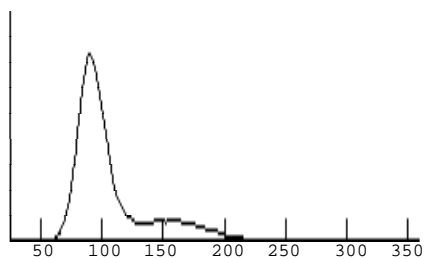
Patient

Limits 1

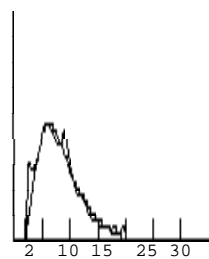
WBC	4.3	L	x10 ³ /uL	4.5	10.5
LY	32.2		%	20.5	51.1
MO	4.2	3	%	1.7	9.3
GR	63.6	3	%	42.2	75.2
LY#	1.4		x10 ³ /uL	1.2	3.4
MO#	0.2	3	x10 ³ /uL	0.1	0.6
GR#	2.7	3	x10 ³ /uL	1.4	6.5
RBC	4.11		x10 ⁶ /uL	4.00	6.00
Hgb	8.3		mmol/L	6.8	11.2
Hct	41.5		%	35.0	60.0
MCV	100.9	H	fL	80.0	99.9
MCH	2.03	H	fmol	1.68	1.92
MCHC	20.1	L	mmol/L	20.5	23.0
RDW	12.7		%	11.6	13.7
Plt	151.		x10 ³ /uL	150.	450.
MPV	7.8		fL	7.8	11.0
Pct	.118	L	%	0.190	0.360
PDW	16.1			15.5	17.1



WBC HISTOGRAM



RBC HISTOGRAM



PLT HISTOGRAM

ID: 000000206

03-03-15

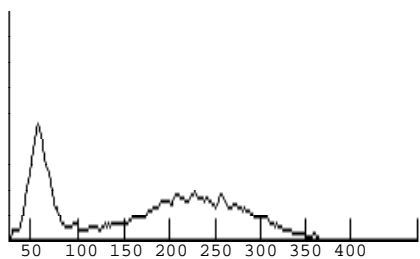
WB

15:44

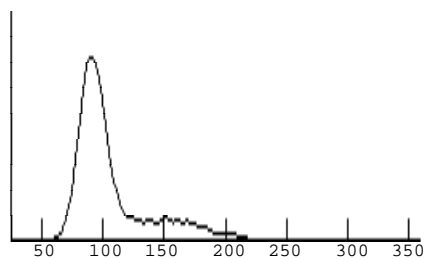
Patient

Limits 1

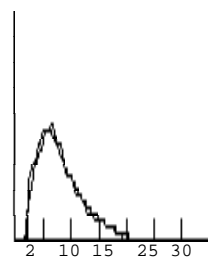
WBC	4.5	x10 ³ /uL	4.5	10.5
LY	31.2	%	20.5	51.1
MO	3.6	3 %	1.7	9.3
GR	65.2	3 %	42.2	75.2
LY#	1.4	x10 ³ /uL	1.2	3.4
MO#	0.2	3 x10 ³ /uL	0.1	0.6
GR#	2.9	3 x10 ³ /uL	1.4	6.5
RBC	4.11	x10 ⁶ /uL	4.00	6.00
Hgb	8.4	mmol/L	6.8	11.2
Hct	41.6	%	35.0	60.0
MCV	101.1	H fL	80.0	99.9
MCH	2.05	H fmol	1.68	1.92
MCHC	20.3	L mmol/L	20.5	23.0
RDW	12.6	%	11.6	13.7
Plt	156.	x10 ³ /uL	150.	450.
MPV	7.7	L fL	7.8	11.0
Pct	.120	L %	0.190	0.360
PDW	17.5	H	15.5	17.1



WBC HISTOGRAM



RBC HISTOGRAM



PLT HISTOGRAM

ID: 000000209

03-03-15

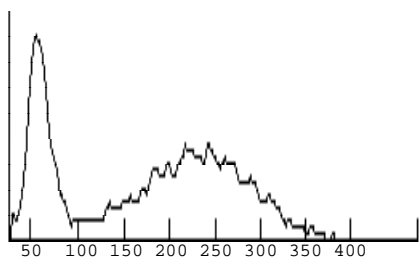
WB

15:49

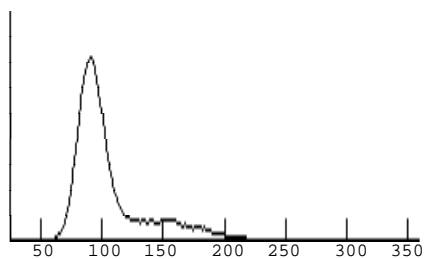
Patient

Limits 1

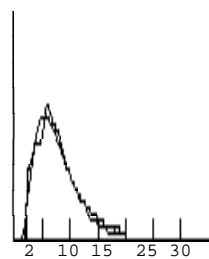
WBC	4.5	x10 ³ /uL	4.5	10.5
LY	31.2	%	20.5	51.1
MO	4.2	%	1.7	9.3
GR	64.6	%	42.2	75.2
LY#	1.4	x10 ³ /uL	1.2	3.4
MO#	0.2	x10 ³ /uL	0.1	0.6
GR#	2.9	x10 ³ /uL	1.4	6.5
RBC	4.18	x10 ⁶ /uL	4.00	6.00
Hgb	8.6	mmol/L	6.8	11.2
Hct	42.0	%	35.0	60.0
MCV	100.3	H fL	80.0	99.9
MCH	2.05	H fmol	1.68	1.92
MCHC	20.4	L mmol/L	20.5	23.0
RDW	12.4	%	11.6	13.7
Plt	173.	x10 ³ /uL	150.	450.
MPV	7.4	L fL	7.8	11.0
Pct	.128	L %	0.190	0.360
PDW	17.3	H	15.5	17.1



WBC HISTOGRAM



RBC HISTOGRAM



PLT HISTOGRAM